



# 2011-2012 COLORADO MEN'S BASKETBALL



**Men's Basketball Contact:** Andrew Green  
**Office:** (303) 492.3812 **Cell:** (720) 470.9780  
**E-Mail:** andrew.green@colorado.edu

**2012 Pac-12  
Tournament Champions**

**Game #35:** vs. (6) UNLV Runnin' Rebels (26-8, 9-5 Mountain West)

NCAA Tournament 2nd Round (Albuquerque, N.M.)

Thursday, March 15, 7:57 p.m. (MT)

**Television:** truTV



truTV is carried on Comcast Denver-Boulder digital on Ch. 71;  
 Ch. 246 (DirecTV) and Ch. 204 (Dish TV)

**Announcers:** Spero Dedes (pbp), Bob Wenzel (analyst),  
 Jaime Maggio (courtside)

**850 KOA Radio:** Mark Johnson (pbp), Andy Lindahl (analyst)

**Satellite Radio:** Sirius 85, XM 190

**Series:** UNLV leads 4-1. This will be the first meeting between CU/  
 UNLV since a 65-59 Buffs win in Las Vegas on Dec. 22, 1981. It's the  
 first meeting on a neutral floor.

## 2011-12 COLORADO SCHEDULE (23-11, 11-7 Pac-12)

Date	Opponent (TV)	Time/Result
Fri. Nov. 11	<b>FORT LEWIS COLLEGE</b>	W, 85-57
Thu. Nov. 17	^vs. Wichita State (ESPNU)	L, 58-67
Fri. Nov. 18	^vs. Maryland (ESPN3)	L, 71-78
Sun. Nov. 20	^vs. Western Michigan (ESPN3)	W, 81-76
Wed. Nov. 23	at Air Force (The Mtn.)	(ot) W, 76-73
Mon. Nov. 28	<b>GEORGIA</b> (FSN)	W, 70-68
Wed. Nov. 30	at Colorado State (The Mtn.)	L, 64-65
Wed. Dec. 7	<b>FRESNO STATE</b>	W, 71-64
Fri. Dec. 9	<b>WYOMING</b> (ROOT Sports)	L, 54-65
Mon. Dec. 19	<b>CSU BAKERSFIELD</b>	W, 70-64
Thu. Dec. 22	<b>TEXAS SOUTHERN</b>	W, 56-51
Wed. Dec. 28	<b>NEW ORLEANS</b> (ROOT Sports)	W, 92-34
Sat. Dec. 31	* <b>UTAH</b> (ROOT Sports)	W, 73-33
Thu. Jan. 5	* <b>WASHINGTON</b> (ROOT Sports)	W, 87-69
Sat. Jan. 7	* <b>WASHINGTON STATE</b> (FSN)	W, 71-60
Thu. Jan. 12	*at California (CSN California)	L, 50-57
Sat. Jan. 14	*at Stanford (FSN)	L, 64-84
Thu. Jan. 19	* <b>ARIZONA STATE</b> (ROOT Sports)	W, 69-54
Sat. Jan. 21	* <b>ARIZONA</b> (ROOT Sports)	W, 64-63
Thu. Jan. 26	*at USC (webcast: usctrojans.com)	W, 74-50
Sat. Jan. 28	*at UCLA (Prime Ticket)	L, 60-77
Thu. Feb. 2	* <b>OREGON STATE</b>	W, 82-60
Sat. Feb. 4	* <b>OREGON</b> (ROOT Sports)	W, 72-71
Thu. Feb. 9	*at Arizona (ESPN)	L, 57-71
Sat. Feb. 11	*at Arizona State (ROOT Sports)	W, 63-49
Sat. Feb. 18	*at Utah (FSN)	W, 55-48
Thu. Feb. 23	* <b>STANFORD</b> (FSN)	L, 50-74
Sun. Feb. 26	* <b>CALIFORNIA</b> (FSN)	W, 70-57
Thu. Mar. 1	*at Oregon (FSN)	L, 81-90
Sat. Mar. 3	*at Oregon State (FSN)	L, 69-83
Wed. Mar. 7	**vs. Utah (11th seed) (FSN)	W, 53-41
Thur. Mar. 8	**vs. Oregon (3rd seed) (FSN)	W, 63-62
Fri. Mar. 9	**vs. Californina (2nd seed) (FSN)	W, 70-59
Sat. Mar. 10	**vs. Arizona (4th seed) (CBS)	W, 53-51
Thr. Mar. 15	#vs. (6) UNLV (tru TV)	7:57 p.m.

\*-Pac-12 Conference \*\*-Pac-12 Conference Tournament (Staples Center, Los Angeles)  
 #-NCAA Tournament (2nd Round, Albuquerque, N.M.)  
 ^-Fifth Annual 5-hour ENERGY® Puerto Rico Tip-off (San Juan)  
 All Times Mountain

## COLORADO PROBABLE STARTERS

Pos/No	Player	Ht	Wt	Yr	Hometown	PPG	RPG	APG
F 21	André Roberson	6-7	210	So.	San Antonio, Texas	11.6	11.1	*1.9
F 33	Austin Dufault	6-9	225	Sr.	Killdeer, N.D.	10.9	4.5	0.9
G 1	Nate Tomlinson	6-3	185	Sr.	Sydney, Australia	5.8	2.0	3.1
G 25	Spencer Dinwiddie	6-5	190	Fr.	Woodland Hills, Calif.	10.2	3.6	1.8
G 30	Carlton Brown	6-5	215	Sr.	Riverside, Calif.	12.6	3.7	1.9

\*-blocks

## UNLV PROBABLE STARTERS

Pos/No	Player	Ht	Wt	Yr	Hometown	PPG	RPG	APG
C 12	Brice Massamba	6-10	245	Sr.	Linköping, Sweden	6.5	3.4	1.0
F 43	Mike Moser	6-8	210	So.	Portland, Ore.	14.1	10.6	2.3
G 00	Oscar Bellfield	6-2	190	Sr.	Los Angeles, Calif.	9.8	2.2	5.3
G 3	Anthony Marshall	6-3	200	Jr.	Las Vegas, Nev.	12.1	5.1	4.6
G 22	Chace Stanback	6-8	215	Sr.	Los Angeles, Calif.	12.7	4.5	1.3

**FOUR IN FOUR:** CU became the first team to win four games in Pac-12 Conference Tournament history, and just the ninth team from the "big six" conferences to do so since 1952. Here is a look at those other eight and how they fared in the NCAAAs:

School	Year	Conference	Seed	Finished
Auburn	1985	SEC	11	Sweet Sixteen
Arkansas	2000	SEC	11	Round of 64
Iowa	2001	Big Ten	7	Round of 32
Syracuse	2006	Big East	5	Round of 64
Georgia	2008	SEC	14	Round of 64
Pittsburgh	2008	Big East	4	Round of 32
Mississippi St.	2009	SEC	13	Round of 64
*Connecticut	2011	Big East	3	Champion
<b>Colorado</b>	<b>2012</b>	<b>Pac-12</b>	<b>11</b>	<b>???</b>

\*UConn won five games in five days

**QUICKLY:** CU is 3-0 all-time in the NCAA tournament on March 15 • This will be CU's first NCAA tournament game in the Mountain Time Zone. In fact, it is CU's first NCAA tournament game west of Stillwater, Okla.

**6 vs. 11:** Since the NCAA tournament expanded to 64 teams in 1985, No. 11 seeds are 36-72 (.333) against No. 6 seeds with an average score of 72-68 in favor of the No. 6 seed. (No. 11 seeds are 11-23, .323, against No. 3 seeds, and 3-0, 1.000, against No. 14 seeds).

**PAC-12 TOURNAMENT MOP:** Carlton Brown was named the Pac-12 Tournament's Most Outstanding Player after averaging 15.8 points per game on 25-of-50 (50.0 percent) shooting in CU's four wins in four days. Brown also averaged 4.8 rebounds per game and had nine steals in Los Angeles.

• Against California in the semifinals, Brown had a breakaway windmill dunk that served as an exclamation point in the final minute of CU's victory. The play was No. 4 on SportsCenter's Top Ten plays of the day. Brown also had a highlight reel dunk in the final minute of the title game against Arizona, CU's final bucket of the game in a two-point victory which also snapped a streak of 8:19 without a field goal for the Buffs.

• Brown has played in the Big Dance before as while he was playing for Utah in 2009, he was a member of a No. 5 seed that lost 84-71 to Arizona in the first round (he exacted a personal measure of revenge on the Wildcats

## 2011-12 Team Averages

	CU	CU	UNLV	UNLV
	All Games	Pac-12	All	MWC
Points	67.6	67.3	76.7	72.9
Pts. Allowed	62.5	63.9	65.9	67.9
Scoring Margin	+5.1	+3.4	+10.8	+5.0
Field Goals	23.2	23.3	27.0	25.6
Field Goal Att.	52.2	52.9	58.6	57.4
Field Goal Pct.	.445	.440	.462	.447
3-pt FGs	5.5	5.6	8.3	8.4
3-pt FG Att.	16.0	16.7	22.4	22.6
3-pt FG Pct.	.343	.332	.370	.370
FTM	15.6	15.2	14.3	13.3
FT Att.	22.5	19.9	21.1	20.9
FT Pct.	.694	.702	.679	.637
Off. Rebs.	9.9	9.5	11.7	11.4
Def. Rebs.	25.9	25.9	26.1	25.1
Total Rebs.	35.7	35.4	37.8	36.5
Reb. Margin	+3.1	+2.1	+3.3	+1.9
Fouls	17.1	17.2	17.1	16.8
Turnovers	12.7	12.7	13.5	13.9
Assists	11.7	11.3	17.7	17.5
Blocks	3.3	3.7	4.7	4.4
Steals	5.9	6.0	8.4	8.4

when the Buffs defeated them in the Pac-12 title game). Brown scored seven points on 3-of-8 shooting and had six assists and four rebounds in 27 minutes of action. Jeremy Adams was a member of Texas A&M's 2010 NCAA tournament team that advanced to the Round of 32, but did not play as he was redshirting that season.

- Among players in the NCAA tournament, Roberson is third in rebounds per game:

Player, School	Seed	RPG
1. Thomas Robinson, Kansas	M-2	11.8
2. Kevin Jones, West Virginia	E-10	11.1
3. Andre Roberson, Colorado	S-11	11.1
4. Drew Gordon, New Mexico	W-5	10.9
5. Wendell McKines, N. Mexico St.	S-13	10.8
6. Rob Jones, Saint Mary's	M-7	10.7
7. Mike Moser, UNLV	S-6	10.6

- Andre Roberson **ranks fifth nationally** with 19 double-doubles this season. CU is 14-5 in those contests. Among players in the NCAA tournament, this is where Roberson ranks:

Player, School	Seed	DBI	DBI
1. Thomas Robinson, Kansas	M-2	23	
2. Kevin Jones, West Virginia	E-10	21	
3. Wendell McKines, NMSU	S-13	20	
4. Andre Roberson, CU	S-11	19	
Draymond Green, Michigan St.	W-1	19	
Kyle O'Quinn, Norfolk State	W-15	19	
Rob Jones, Saint Mary's	M-7	19	

## ROBERSON LEAVING HIS MARK

- Against Utah in the Pac-12 Tournament, Andre Roberson surpassed the legendary Burdette Haldorson for most rebounds in a single season in CU history. Haldorson held the mark for 57 years, set during the Buffs' last trip to the Final Four:

Player	Season	Reb.
Andre Roberson	2011-12	377
Burdette Haldorson	1954-55	346
Cliff Meely	1968-69	337
Shaun Vandiver	1989-90	336

- When Roberson is on the court, **20.7 percent** of all defensive possessions end because of Roberson's efforts (through either defensive rebound, block that results in a defensive rebound for CU, or steal). For a measure of comparison, the identical formula was used to calculate defensive possessions brought to a stop by Kentucky's Anthony Davis, widely regarded as the nation's best defensive player. Davis brings 21.5 percent of UK's defensive possessions to an end when he is on the floor, ahead but comparable to Roberson:

Player	Est. Poss. w/ Player on Floor	DR	Stl	Blk*	D Stop %
Roberson	1,672	270	41	35	20.7
Davis	1,760	239	47	92	21.5

\*Blocks that lead to defensive rebound

(Notes: Data for Davis' blocks that change possession come from SI.com's Luke Winn and his "Anthony Davis Swatmap" in his Feb. 16 Power Rankings—percentage of blocks UK gained possession on projected forward to account for games since Feb. 16. Also, blocks by Roberson/Davis that were then rebounded by Roberson/Davis are double counted—as both a defensive rebound and a block resulting in a defensive rebound—in these percentages.)

- Roberson (first in Pac-12 in blocks, 12th in steals) is one of just two players, along with Washington's Terrence Ross, to be ranked in the top 12 in the conference in both blocks and steals for all games. His combined blocks and steals per game rank best in the conference in both Pac-12 games and overall:

### Conference Games

Player	School	Games	Blocks	Steals	Total	Blk+Stl/G
Andre Roberson	Colorado	18	42	24	66	3.67
Eric Moreland	Oregon State	18	37	20	57	3.17
Jared Cunningham	Oregon State	18	8	41	49	2.72

### All Games

Player	School	Games	Blocks	Steals	Total	Blk+Stl/G
Andre Roberson	Colorado	34	64	41	105	3.09
Jared Cunningham	Oregon State	33	11	84	95	2.88
Eric Moreland	Oregon State	33	61	26	87	2.64

- Roberson averaged more **defensive** rebounds per game (7.9) in all games than any other player in the Pac-12 averaged total rebounds per game.

- Roberson **ranks second in the nation** (trailing only Kansas' Thomas Robinson, a favorite for national player of the year honors) in defensive rebound percentage (29.9 percent) as calculated by Ken Pomeroy (kenpom.com). Defensive rebound percentage is the percentage of possible defensive rebounds a player gets.

- Roberson **ranks fifth nationally** (through games of Mar. 11) in rebounds per game with 11.2. Roberson trails the national leader (Siena's O.D. Anosike) by 1.4 rebounds per game, as he seeks to become the first Buff since 1982-83 (Jay Humphries in steals and Rob Gonzalez in free throw percentage) to lead the NCAA in a category. The highest finish for a CU player in rebounding was Alex Stivrins who finished sixth in the nation with an 11.7 average in the 1984-85 season.

- Roberson **led the conference** in blocked shots per game with 2.4 per conference game. His seven block performance against Oregon is the second highest for the season in the conference and the most by a CU player since David Harrison had seven on Feb. 18, 2004 vs. Texas Tech. Of his 64 blocks on the season, 35 have resulted in a defensive rebound for CU (54.7 percent).

- Roberson is 54th nationally with 1.9 blocks per game on the season, with that amount ranking 13th among players in the NCAA tournament.

- Spencer Dinwiddie ranks third among Pac-12 freshmen by averaging 10.2 points per game on the season. In addition, he ranks first among conference frosh (fourth overall) in free throw percentage (113-of-136, 83.1 percent) and three-point percentage (fourth overall; 41-of-94, 43.6 percent). In fact, Dinwiddie and Booker ranked first and second among Pac-12 freshmen in free throw percentage as Booker is 12th overall in the league, shooting 72-of-94, 76.6 percent from the line.

- Dinwiddie is the only Pac-12 freshman (and one of just four Pac-12 qualified players overall) to be shooting over 40 percent from the field, over 40 percent from beyond the three-point arc, and over 80 percent from the free throw line.

- Askia Booker has scored in double-digits 13 times this season with CU going 10-3 in those games.

- Nate Tomlinson ranked third in the Pac-12 in conference games in assist/turnover ratio in conference games at 2.2. For all games, he is sixth in the conference and 85th in the nation at 2.0 assists to turnovers. Among players in the NCAA tournament, Tomlinson ranks 36th in the category.

- Tomlinson only scored in double-digits once in the 2010-11 season, but has done so on eight occasions this season with CU going 6-2 in those games. Tomlinson has 22 games with 10+ points in his career.

- Of Tomlinson's 106 assists on the season, the beneficiaries are distributed as follows:

**Player % of Tomlinson's Assists**

Carlton Brown	28.3
Andre Roberson	20.7
Austin Dufault	18.9
Spencer Dinwiddie	13.2
Askia Booker	9.4
Shane Harris-Tunks	5.7
Others	3.8

- Last season Roberson became just the third CU player to lead the team in rebounds, blocks, and steals in the same season, and he is duplicating that feat this season. In addition to his 11.1 boards per game, Roberson leads the team with 64 blocks and 41 steals. He would join Chauncey Billups and Matt Bullard as the only Buffs to lead the team in three categories (out of points, rebounds, assists, blocks, steals) in both his freshman and sophomore seasons.

- Through the first 72 games of Roberson's career, he is averaging 9.4 rebounds per game, ranking sixth highest per game in CU history. However, Roberson is averaging 14.5 rebounds per 40 minutes played which ranks best among all CU players since minutes began being recorded in 1978-79. The previous high is Stephane Pelle (1999-2003)

## Tad Boyle Exceeding Expectations

- Colorado was picked to finish in a tie for 10th in the preseason Pac-12 poll. The Buffs ended the season tied for fifth place in the conference with their leap of five spots the largest in the Pac-12. Among the "big six" conferences, it is tied for the fifth largest improvement over preseason expectations and is the second largest outside of the 16-team Big East (through end of regular season):

School	Conference	Seed	Projected finish	Finish	Diff.
South Florida	Big East	M-12	14	t-4	+10
Tennessee	SEC	NIT	11	t-2	+9
Georgetown	Big East	M-3	10	t-4	+6
Notre Dame	Big East	S-7	9	3	+6
<b>*Colorado</b>	<b>Pac-12</b>	<b>S-11</b>	<b>t-10</b>	<b>t-5</b>	<b>+5</b>
Iowa State	Big 12	S-8	8	t-3	+5

\*Colorado only team to win conference's tournament

- The Buffs have four players (Carlton Brown, Andre Roberson, Austin Dufault, Spencer Dinwiddie) averaging over 10.0 points per game this season with no player averaging more than 13.0 points. CU is the only team in the tournament to have such scoring balance to claim this. In addition, Askia Booker is averaging 8.7 points per game for the season.

- CU ranks 44th nationally and second among Pac-12 schools (through games of Mar. 11) in defensive field goal percentage by limiting opponents to 40.6 percent shooting from the field. In CU's 23 wins this season opponents are shooting just 36.9 percent, as opposed to 48.7 percent in the Buffs' 11 losses.

- When posting a better shooting percentage than their opponent, CU is **22-1** this season (lone loss coming at Oregon). Additionally, the Buffs are 15-2 this season when outrebounding the opposition. CU ranks 71st nationally (through games of Mar. 11) with a rebounding margin of +3.1 boards per game.

- CU is 11-3 this season when a player scores 10-or-more points off the bench (12 times by Askia Booker, once by both Booker and Jeremy Adams, once by Sabatino Chen).

## Highest Scoring Freshman Duos

- Spencer Dinwiddie (10.2 points per game) and Askia Booker (8.7) have become the highest scoring freshman duo in CU history. Here is how the pair of California freshmen compares to other rookie duos at CU:

Season	Players	G	Pts	Avg.	Total
2011-12	Spencer Dinwiddie	34	348	10.2	634
	Askia Booker	33	286	8.7	
2009-10	Alec Burks	30	512	17.1	570
	Keegan Hornbuckle	24	58	2.4	
2004-05	Richard Roby	30	480	16.0	537
	Marcus King-Stockton	25	57	2.3	
2006-07	Xavier Silas	25	301	12.0	508
	Jeremy Williams	27	207	7.7	
1991-92	onnie Boyce	28	417	14.9	480
	Sande Goltart	24	63	2.6	

On a per-game basis, only one freshman duo has combined to average as many points per total games played by CU as Dinwiddie and Booker:

Season	Players	CU Games	Combined Pts	Combined Avg.
2006-07	Silas/Williams	27	508	18.8
2011-12	Dinwiddie/Booker	34	634	18.6
2009-10	Burks/Hornbuckle	31	570	18.4
2004-05	Roby/King-Stockton	30	537	17.9
1991-92	Boyce/Goltart	28	480	17.1



at over a full rebound less per 40 minutes (13.4).

• Over the past two seasons, CU is 15-4 when Roberson grabs 12+ rebounds in a game.

**ROBERSON ON FIRE:** Sophomore Andre Roberson shot 66.7 percent during the tournament (20-of-30). Roberson made 11 straight field goal attempts dating back to the game winning put back against Oregon in the quarterfinals. His streak ties for the third longest, and just one off the school record of 12 held by teammates House Guest and Shaun Vandiver one year apart. Roberson's 11 straight are the most on the road or at a neutral site. His 6-of-6 performance from the field against Cal, which included two 3-pointers, was a career-best percentage wise.

12—Shaun Vandiver vs. Illinois State in Boulder, Dec. 4, 1989

12—Rodell "House" Guest vs. Central Connecticut State (5) & Eastern Michigan (7) in Boulder, Dec. 7-8, 1990

11—Andre Roberson vs. Oregon (1), California (6) & Arizona (4) in Los Angeles, March 8-10, 2012

11—Jim Creighton vs. Iowa State in Boulder, Feb. 14, 1972

**REBOUND REVERSAL:** Colorado was outrebounded in its first three tournament games and held a minus 7.7 margin. Arizona was a plus 5.5 in its two games. In the championship game Colorado enjoyed a 37-29 edge on the boards. CU improved to 16-2 when outrebounding its opponent.

**QUICK GAMERS:** Spencer Dinwiddie made his first four three 3-point shots, including three in the first half, after going just 1-of-7 in the previous three tournament games... Colorado led at all four halftimes of the tournament, all by two points or less: 25-23 vs. Utah, 34-33 vs. Oregon, 28-27 vs. California and 30-28 vs. Arizona. The Buffaloes improve to 17-3 this year leading at half, 13-2 against Pac-12 opponents... Colorado scored only three points in the final 9:09 and was scoreless for a span of 8:46 where the score went from 50-38 to 51-45. CU missed seven shots in that span and the only point was an Andre Roberson free throw.

**BUFFS IN THE NBA:** For the first time since the 1992-93 season (Matt Bullard, Jay Humphries, Alex Stivrins), CU currently has three players on NBA rosters. Both Chauncey Billups and Alec Burks have recorded their season-highs in points playing back in Colorado at the Pepsi Center. Here is a look at how they are faring (through games of Mar. 11):

#### **BUFF BITS**

##### **#0 Askia Booker, 6-1, 160, Fr., PG**

- 13 games w/ 10+ points
- Season-best 14 points (Georgia, Utah)
- Season-high nine rebounds vs. USC
- 8.7 ppg., 2.7 rpg., 1.4 apg.
- Six FGs made at OSU, at UCLA

##### **#1 Nate Tomlinson, 6-3.5, 185, Sr., PG**

- Started 32 of 34 games at the point
- First in assists (106), third in treys (33)
- Has made at least 26 treys w/ 80 assists all four years; 106 assists is second highest career
- 5.8 ppg., 3.1 apg., 2.0 rpg.
- 85th nationally assist-turnover ratio (1.96)
- Seventh player at CU w/ at least 400 career assists (403)

##### **#2 Shannon Sharpe, 6-1, 210, RS-So., PG**

- 16 games as a reserve
- two assists (Utah & Texas Southern)
- Four pts. (Maryland, Stanford, at Oregon St.)
- Averaging 1.1 ppg., 1.0 rpg., 0.5 apg.

##### **#5 Beau Webb, 6-4.5, 190, Fr., G**

- Six games played
- Started against Wichita State
- Scored three points vs. Utah, UNO

##### **#15 Shane Harris-Tunks, 6-11, 245, RS-So., F**

- 30 games w/ one start
- Eight pts., eight rebs. (W. Michigan)
- Five rebounds vs. Arizona & Oregon State
- Career-best: 48 FG%, 53.8 FT%, 2.7 ppg., 2.2 rpg.; 22 blocks over his two years of playing

##### **#21 André Roberson, 6-7, 210, So., F**

- 5th nationally in rebounding (11.1 rpg.)
- 674 career rebounds (11th at CU)
- 19 double-doubles (5th nationally); 24 career
- 7th at CU in career blocks (106)
- 57 blocks this season 4th overall (42 last year)
- Double-digit rebounds in 25 of 34 games
- Led team in rebounding 32 of 34 games
- Led in blocks 29 times (eight shared)
- Seven times grabbed 15+ boards this season
- 11.6 ppg., 11.1 rpg., 1.9 bpg.
- Looking to become first CU player to average a double-double since 2001-02 (Stephane Pelle, 12.8 ppg., 10 rpg.)
- Leads Buffs in rebounding, blocks, steals (led CU in all three categories last year).
- Led team in scoring 11 times (season high)

##### **#23 Sabatino Chen, 6-4, 185, Jr.-TR, G**

- 33 games played as a reserve
- Season-best six boards against Washington State; five were offensive, the highest by anyone on team w/ the exception of Roberson in any game this season
- 2.1 ppg., 1.1 rpg., 52.6 FG%

##### **#25 Spencer Dinwiddie, 6-5, 190, Fr., G**

- 4th in scoring (10.2 ppg.), third in assists (61)
- No. 78 nationally in FT% (.831)
- Tied for first in three-pointers made (41)
- Season-best 19 pts vs. Utah in Pac-12 opener
- Led team in scoring nine times
- one of two on team w/ 34 starts

##### **#30 Carlon Brown, 6-5, 215, Sr.-TR, G**

- Team leader scoring 12.6 ppg., second in assists (66); last 5 games: 15.4 ppg., 4.6 rpg.
- Double-digit scoring 25 of 34 games
- One of two on team w/ 34 starts
- Season-best 28 pts., 7 rebs. w/ six treys against Washington St.; also shot 56.3 FG%:
- Earned Pac-12 Player of the Week (Jan. 2-8)  
-CU's first and only men's basketball POW
- First on the team in three-pointers (39)
- Scored 1,283 collegiate points, would be 17th at CU (854 pts. at Utah)

##### **#31 Jeremy Adams, 6-5, 215, So.-TR, G**

- 29 games with one start
- Season-best 10 points at USC
- Five rebounds vs Washington, a season high
- Missed first five games with injuries
- Averaging 10.0 mpg., 2.3 ppg., 1.4 rpg.

##### **#32 Ben Mills, 7-0, 220, So., C**

- Seven games played: 1.0 ppg., 1.1 rpg.
- 3-of-5 from the field (.600)
- Season-high six minutes against UNO

##### **#33 Austin Dufault, 6-9, 225, Sr., F**

- 19th player at CU w/ 1,000 career points/500 rebounds (1,048/506); 28th all-time in pts.
- Second in FG% (min. 100 shots) with 48.6%
- Career-best: Points per game (10.9), rebounds (4.5), FGs made (140), 3-pointers made (20)
- First in games played (134), second in starts (128)
- One of five players with at least 20 treys

##### **#55 Trey Eckloff, 6-10, 230, Sr., F**

- One of three seniors, fourth year at CU
- Eight games in a reserve role w/ five points, three assists.

**Chauncey Billups, Los Angeles Clippers**

Billups was averaging 14.9 points and 4.0 assists per game in 20 outings for the Clippers before suffering a season-ending Achilles injury on Feb. 6 at Orlando. Billups scored a season-high 32 points in his return to Denver on Jan. 29, as he led L.A. to a 109-105 win over the Nuggets. On Jan. 22, he dished out 14 assists in the Clippers' win over Toronto; his highest total in a game since having 14 as a member of the Denver Nuggets on Dec. 2, 2008. On Jan. 18, "Mr. Big Shot" hit a three-pointer with 1.0 on the clock to give L.A. a 91-89 victory over Dallas.

**Alec Burks, Utah Jazz**

Burks is averaging 6.0 points in 12.8 minutes per game and has played in 35 of Utah's 40 games in his rookie season. On Feb. 28 he scored 11 points on 5-of-8 shooting and had three assists at Sacramento. He has scored in double-digits eight times (including three straight games from Jan. 15-Jan. 19) and set a career-high with 15 points (all coming in the fourth quarter) at Denver on Dec. 28.

**Cory Higgins, Charlotte Bobcats**

Higgins has played in 24 of the Bobcats' 39 games. He had a pair of 8-point performances in back-to-back games on Feb. 10 and 11. He scored a career-high 13 points at Washington on Jan. 25. Higgins notched consecutive double-digit scoring games on Jan. 21 and 22, scoring 10 points apiece against Chicago and New Jersey. Higgins is averaging 4.0 points and 11.4 minutes per game in his 24 appearances.

**THIS & THAT:** Two players from Boulder-area high schools have played at UNLV before careers in the NBA; Louis Amundson from Monarch High School (at UNLV from 2001-06) and Glen Gondrezick from Boulder High School (at UNLV from 1973-77).

• Among players in the NCAA tournament, Dinwiddie ranks 27th with his 83.1 free throw percentage. Additionally, he is third among all freshmen in the tourney:

Freshman	School	Seed	FTM	FTA	FT%
1. Four McGlynn	Vermont	M-16	89	100	89.0
2. Kevin Pangos	Gonzaga	E-7	94	111	84.7
3. Spencer Dinwiddie	Colorado	S-11	113	136	83.1

**CU/Pac-12/National Team Charts (Mar. 12)**

Category/Name	All Games		Pac-12		National	
	Rank	Stats	RK	Stats	RK	Stat
Scoring Offense	9th	67.6	8th	67.3	181	67.6
Scoring Defense	3rd	62.5	5th	63.9	60	62.5
Scoring Margin	8th	+5.1	6th	+3.4	91	5.1
Free Throw %	5th	.694	4th	.702	162	.694
Field Goal %	8th	.445	7th	.440	121	.445
Field Goal % Def.	<b>t-1st</b>	<b>.406</b>	<b>2nd</b>	<b>.411</b>	44	.406
3-Point Field Goal %	9th	.343	8th	.332	162	.343
3-Point FG Pct. Defense	2nd	.323	3rd	.318	89	.323
Rebounding Offense	3rd	35.7	t-3rd	35.4	-	-
Rebounding Defense	7th	32.6	t-7th	33.3	-	-
Rebounding Margin	4th	+3.1	t-5th	+2.1	71	3.1
Blocked Shots	7th	3.3	t-4th	3.7	177	3.3
Assists	10th	11.7	10th	11.3	263	11.7
Steals	6th	5.9	4th	6.0	232	5.9
Turnover Margin	6th	-0.2	7th	-0.3	191	-0.2
Assist/Turnover Ratio	8th	0.9	9th	0.9	203	0.92
Offensive Rebounds	8th	9.9	8th	9.5	-	-
Defensive Rebounds	<b>1st</b>	<b>25.9</b>	<b>1st</b>	<b>25.9</b>	-	-
Defensive Rebound %	3rd	.707	<b>1st</b>	<b>.731</b>	-	-
Offensive Rebound %	9th	.303	9th	.285	-	-
3-Point FG Made	8th	5.5	8th	5.6	225	5.5

**Individuals • All Games**

**Scoring**

Carlton Brown	18th	12.6	24th	11.7	-	-
Austin Dufault	28th	10.9	28th	11.1	-	-
Andre Roberson	23rd	11.6	29th	10.8	-	-

**Rebounding**

Andre Roberson	<b>1st</b>	<b>11.1</b>	<b>1st</b>	<b>10.9</b>	5th	11.1
----------------	------------	-------------	------------	-------------	-----	------

**FG%**

Andre Roberson	12th	.509	-	-	-	-
Austin Dufault	-	-	15th	.493	-	-

**Assists**

Nate Tomlinson	12th	3.1	12th	3.0	-	-
----------------	------	-----	------	-----	---	---

**Free Throw %**

Spencer Dinwiddie	4th	.831	7th	.814	78th	.831
Askia Booker	12th	.766	6th	.821	-	-

**3PT FG %**

Spencer Dinwiddie	4th	.436	13th	.396	-	-
Nate Tomlinson	-	-	14th	.388	-	-

**Steals**

Andre Roberson	13th	1.2	t-9th	1.3	-	-
----------------	------	-----	-------	-----	---	---

**Blocked Shots**

Andre Roberson	<b>1st</b>	<b>1.9</b>	<b>1st</b>	<b>2.3</b>	54	1.9
----------------	------------	------------	------------	------------	----	-----

**Assistant-to-Turnover Ratio**

Nate Tomlinson	5th	2.00	3rd	2.3	85	1.96
----------------	-----	------	-----	-----	----	------

**Offensive Rebounds**

Andre Roberson	<b>1st</b>	<b>3.1</b>	2nd	2.8	-	-
----------------	------------	------------	-----	-----	---	---

**Defensive Rebounds**

Andre Roberson	<b>1st</b>	<b>7.9</b>	<b>1st</b>	<b>8.2</b>	-	-
----------------	------------	------------	------------	------------	---	---

**Double-Doubles**

Andre Roberson	<b>1st</b>	<b>19</b>	<b>1st</b>	<b>11</b>	5th	19
----------------	------------	-----------	------------	-----------	-----	----

## CU Career Rankings

### Scoring

24.	Larry Vaculik, 1975-78	1084
25.	Austin Dufault	1048

### Rebounding

8.	David Harrison, 2001-04	707
9.	Scott Wedman, 1972-74	684
10.	Jamahl Mosley, 1997-2001	679
11.	Andre Roberson	674
22.	Cory Higgins, 2007-11	547
23.	Austin Dufault	522

### Assists

4.	Marcus Hall, '03-06, '07-08	423
5.	Toney Ellis, 1976-80	409
6.	Donnie Boyce, 1991-95	405
7.	Nate Tomlinson	403

### Steals

11.	Billy Law, 1990-92	114
	Michael Lee, 1985-88	114
13.	Stephane Pelle, 1999-2003	112
14.	Nate Tomlinson	111

### Blocked Shots

6.	Marcus King-Stockton	111
7.	Andre Roberson	106

### Three-Pointers Made

7.	Levi Knutson, 2007-11	129
8.	Mack Tuck, 1993-96	126
9.	Nate Tomlinson	125
	Cory Higgins, 2007-11	125

### Three-Point Percentage (min. 250 att.)

1.	Nate Tomlinson (125-306)	.409
2.	Mack Tuck, '92-96 (126-310)	.406

### Games Played

1.	Austin Dufault	134
2.	Cory Higgins, 2007-11	132

### Games Started

1.	Cory Higgins, 2007-11	131
2.	Austin Dufault	128
3.	Richard Roby, 2004-08	116
4.	Nate Tomlinson	110

### Minutes

5.	Donnie Boyce, 1991-95	3528
6.	Nate Tomlinson	3479
7.	Austin Dufault	3400

### Assist-to-Turnover Ratio

t-8.	Nate Tomlinson	403-237
		1.70
t-8.	Mike Reid, 1982-86	446-263
		1.70

## THE LAST TIME ...

20-Point Scorer: 20, Carlon Brown, at Oregon, Mar. 1, 2012

30-Point Scorer: 33, Alec Burks, vs. Texas, Feb. 26, 2011

40-Point Scorer: 42, Jaquay Walls, Iowa State (ot), Feb. 19, 2000

### Three 20-point Scorers in Same Game:

vs. Oklahoma State: Kal Bay (21) Dominique Coleman(20), Richard Roby (20), Feb. 3, 2007

Five Double-Figure Scorers in Same Game: Oregon State, Feb. 2, 2012: Andre Roberson (16), Askia Booker (15), Austin Dufault (14), Carlon Brown (12), Spencer Dinwiddie (10)

Six Double-Figure Scorers in Same Game: vs. Longwood, Dec. 19, 2010: Cory Higgins (18), Levi Knutson (17), Alec Burks (15), Marcus Relphorde (14), Andre Roberson (14), Austin Dufault (12)

Double-Double Performance: Andre Roberson (11 pts., 10 rebs.) vs. Arizona (Mar. 10, 2012)

### Triple-Double Performance:

David Harrison (20 points, 10 rebounds, 11 blocks), Nebraska, Mar. 8, 2003

Player with 20 or More Rebounds: 21, Stephane Pelle, Stetson, Nov. 24, 2002

Player with 16 or More Rebounds: 17, Andre Roberson, Utah (Dec. 31, 2011)

17, Jermey Jackson-Wilson, Denver, Nov. 10, 2006

16, Andre Roberson at Utah (Feb. 18, 2012)

Player with 10 or More Rebounds: 11, vs. Arizona (Mar. 10, 2012)

Player with 10 or More Assists: 10, Marcus Hall, vs. Baylor (2ot), Kansas City, Mar. 13, 2008

Player with Five or More Steals: 6, Alec Burks vs. Yale, Dec. 29, 2009

Player with Six or More Three-Point FGs Made: 6, Levi Knutson, at Kansas State (Jan. 12), vs. Oregon State, Dec. 4, 2010

Player with Five or More Blocked Shots: 7, Andre Roberson, Oregon (Feb. 4, 2012)

Scored 100 or More Points, Team: 104, Longwood (59), Dec. 19, 2010

101, vs. Texas Tech (90), March 6, 2010

Scored under 49 Points, Team: 41, at Nebraska (46), Feb. 18, 2009

Scored under 39 Points, Team: 35, vs. Texas (78), Kansas City, Mo., Mar. 10, 2000

Shot 60.0 Percent or Better from the Field, Team: 61.9, at Nebraska, Mar. 2, 2010

Shot Under 35.0 Percent from the Field, Team: 34.9, vs. Arizona, Mar. 7, 2012

Made 30 or More Free Throws, Team: 34, vs. Oklahoma State, Jan. 15, 2011

Made 10 or more Three-Point Field Goals, Team: 12 vs. Utah, Dec. 31, 2011

Had 50 or More Rebounds, Team: 51 at USC, Jan. 26, 2012

Had 25 or more assists, Team: 27 vs. CSU Northridge, Dec. 22, 2009

Had 15 or More Steals, Team: 19, vs. Savannah State, Jan. 3, 2006

Had 10 or More Blocked Shots, Team: 10, vs. Pepperdine, Dec. 4, 2006

Had Fewer than 7 Turnovers, Team: (since 2005):

4, at Iowa St., Jan. 30, 2010 (L, 63-64);

5, vs. California, Feb. 26, 2012 (W, 70-57); 5, vs. California, Mar. 18, 2011 (W, 89-72);

5, vs. Nebraska, Mar. 5, 2011 (W, 67-57); 5, vs. Baylor, Jan. 12, 2010 (W, 78-71);

5, vs. Utah, Dec. 7, 2005 (W, 76-52);

6, vs. Stanford, Feb. 23, 2012 (L, 50-74); 6, vs. Arizona, Jan. 21, 2012 (W, 64-63)

6, vs. Kansas, Jan. 25, 2011 (L, 78-82); 6, vs. San Francisco, Dec. 1, 2009 (W, 78-54)

7, vs. Oregon, Mar. 8, 2012 (W, 63-62); 7, vs. Georgia, Nov. 28, 2011 (W, 70-68);

7, at Iowa State, Mar. 2, 2011 (L, 90-95);

7, vs. Colorado State, Dec. 8, 2010 (W, 90-83, ot)

# THE CHART PAGE

## CU'S LAST FOUR NCAA TEAMS / STARTING LINE-UPS

This CU entry into the NCAA doesn't have the one standout star as in the school's last three appearances (future NBAers Chauncey Billups, David Harrison, Cliff Meely), but got the job done with a balanced attack. The starters and top reserve for CU's last four NCAA trips (\*—freshman):

2011-12			2002-03			1996-97			1968-69		
G	Carlton Brown	12.6 3.7/r	F	Michel Morandais	16.9 5.4/r	G	Chauncey Billups	19.1 4.8/a	F	Cliff Meely	23.8 12.0/r
F	Andre Roberson	11.6 11.1/r	C	David Harrison	13.9 8.3/r	F	Fred Edmonds	12.5 6.4/r	G	Gordie Tope	12.4 7.1/a
F	Austin Dufault	10.9 4.5/r	G	Blair Wilson	12.9 3.4/r	F	Martice Moore	10.0 6.3/r	F	Mike Coleman	11.1 8.1/r
G	*Spencer Dinwiddie	10.2 3.6/r	F	Stephane Pelle	12.0 9.3/r	F	Ronnie DeGray	7.0 5.0/r	G	Dudley Mitchell	7.3 1.6/r
G	Nate Tomlinson	5.8 3.1/a	G	*Antoine McGee	2.6 3.0/a	F	*Will Smith	4.5 2.0/r	F	Tim Wedgeworth	5.7 3.4/r
R	*Askia Booker, G	8.7 2.7/r	R	Lamar Harris, F	4.7 5.6/r	R	Charlie Melvin, C	5.6 3.8/r	R	Tim Richardson, F	3.2 1.3/r

## CU COACHES / POSTSEASON TOURNAMENTS

(Big 8 Conference postseason tournament began in 1977)

In just his second season, **Tad Boyle** has already taken over the top spot in most postseason wins by Colorado coach in history. At 9-2 combined between the 2011 Big 12 Tournament (2-1), the 2011 N.I.T. (3-1) and the 2012 Pac-12 Tournament (4-0), he also is the only coach in program history above .500 in the postseason. A closer look:

BY PERCENTAGE Coach (Seasons)	CONFERENCE		NCAA		N.I.T.		OVERALL			
	W-L	Pct.	W-L	Pct.	W-L	Pct.	G	W	L	Pct.
<b>Tad Boyle (2)</b>	<b>6-1</b>	<b>.857</b>	<b>0-0</b>	<b>.000</b>	<b>3-1</b>	<b>.750</b>	<b>11</b>	<b>9</b>	<b>2</b>	<b>.818</b>
Frosty Cox (13)	.....	.....	2-4	.333	3-1	.750	10	5	5	.500
H.B. Lee (6)	.....	.....	3-3	.500	0-0	.000	6	3	3	.500
Sox Walseth (20)	.....	.....	3-3	.500	0-0	.000	6	3	3	.500
Joe Harrington (5)	0-5	.000	0-0	.000	4-2	.667	11	4	7	.364
Tom Miller (4)	2-4	.333	0-0	.000	0-0	.000	6	2	4	.333
*Ricardo Patton (11)	6-12	.333	1-2	.333	1-4	.200	26	8	18	.308
Tom Apke (5)	1-5	.167	0-0	.000	0-0	.000	6	1	5	.167
Bill Blair (6)	1-5	.167	0-0	.000	0-0	.000	6	1	5	.167
Jeff Bzdelik (3)	1-3	.250	0-0	.000	0-0	.000	4	1	3	.250
<b>Totals</b>	<b>17-35</b>	<b>.327</b>	<b>9-12</b>	<b>.429</b>	<b>11-8</b>	<b>.579</b>	<b>92</b>	<b>37</b>	<b>55</b>	<b>.402</b>

**Note:** Ricardo Patton took over as interim coach in the 1995-96 season; the Big 8 postseason loss that year is in his record.

## PAC-12 TOURNAMENT / HIDDEN STAT

If it seemed like Colorado led most of the time in its four-game victorious run in the Pac-12 Tournament in Los Angeles, the numbers certainly back that up: the Buffaloes led 76.2 percent in the four games combined, with the games collectively tied just 8.1 percent of the time; thus CU trailed for only 15.7 of the time the entire four days. A game-by-game look at CU's time spent in the lead:

Opponent	CU	Opp	Tied
3/07 Utah	27:57	9:27	2:36
3/08 Oregon	24:54	8:35	6:31
3/09 California	34:29	4:02	1:29
3/10 Arizona	34:34	3:03	2:23
<b>Totals</b>	<b>121:54</b>	<b>25:07</b>	<b>12:59</b>

- In the 160 minutes in CU's four games, the scoring margin was double figures for only 12:04 (all by CU); the Buffs largest deficit in the entire tournament was seven, and that was just on two occasions (and early both times: 11-4 to Utah, 13-6 to Oregon).
- CU's largest second half deficit was just 3 points, on three occasions (62-59 to Oregon; 31-28 and 33-30 to California). CU trailed for only 6:36 in the second half, and was tied for 4:02; thus otherwise led for 69:22 after intermission (or 87 percent of the team).

## DEFENSIVE BESTS

The 2011-12 Colorado Buffaloes are among the school's best when it comes to several defensive categories (shot clock era, or since 1985-86, with the exception of overall field goal percentage defense, where you can go back another 21 seasons to find one better than this year):

FGA DEFENSE (since 1963-64)			3-POINT FGA DEFENSE			SCORING DEFENSE (G-Pts-Avg.)			
1) 1964-65	614-1585	.387	1) 2004-05	193-602	.321	<b>1) 2011-12</b>	<b>34</b>	<b>2125</b>	<b>62.5</b>
2) 1996-97	777-1943	.400	2) 1983-84	7,659		2) 2007-08	32	2061	64.4
3) 2002-03	813-2020	.402	3) 1996-97	173-516	.335	3) 2008-09	31	2091	67.5
<b>4) 2011-12</b>	<b>761-1874</b>	<b>.406</b>	4) 1992-93	133-391	.340	4) 1998-99	33	2257	68.4
5) 2003-04	734-1762	.417	5) 2002-03	216-626	.345	5) 1986-87	28	1933	69.0

## ATTENDANCE SPIKE

Under **Tad Boyle**, the Buffs have now enjoyed their best back-to-back years in attendance numbers ever (7,365 average), surpassing the 1982-83/1983-84 teams under **Tom Apke** (7,287 over those two seasons). CU's top five season attendance figures:

SEASON TOTAL (All Games)			SEASON AVERAGE			CONFERENCE TOTAL			CONFERENCE AVERAGE		
1) 2010-11	20	140,284	<b>1) 2011-12</b>	<b>16</b>	<b>7,804</b>	<b>1) 2011-12 (Pac-12)</b>	<b>9</b>	<b>82,442</b>	1) 2010-11 (Big 12)	8	9,809
<b>2) 2011-12</b>	<b>16</b>	<b>124,860</b>	2) 1983-84	15	7,659	2) 2010-11 (Big 12)	8	78,472	<b>2) 2011-12 (Pac-12)</b>	<b>9</b>	<b>9,160</b>
3) 1983-84	15	114,887	3) 2010-11	20	7,014	3) 2002-03 (Big 12)	8	71,962	2) 1983-84 (Big 8)	7	9,147
4) 1990-91	17	113,334	4) 1982-83	15	6,915	4) 2009-10 (Big 12)	8	65,607	4) 2002-03 (Big 12)	8	8,995
5) 1982-83	15	103,730	5) 2002-03	15	6,858	5) 1983-84 (Big 8)	7	64,029	5) 1982-83 (Big 8)	7	8,717



## NUMERICAL ROSTER

No.	Student-Athlete	Pos.	Ht.	Wt.	Cl.	Exp.	Hometown (High School/Previous College)
0	Askia Booker	PG	6-1	160	Fr.	HS	Los Angeles, Calif. (Price HS)
1	Nate Tomlinson	PG	6-3.5	185	Sr.	3L	Sydney, Australia (Lee Academy [Maine])
2	Shannon Sharpe	PG	6-1	210	RS-So.	1L	Corona, Calif. (Centennial HS)
5	Beau Webb	G	6-4.5	190	Fr.	HS	Lone Tree, Colo. (Arapahoe HS)
14	Beau Gamble	G	6-0	175	So.	TR	Boulder, Colo. (Fairview HS/Santa Clara)
15	Shane Harris-Tunks	C/F	6-11	245	RS-So.	1L	Liverpool, New South Wales, Australia (Australian Institute of Sport)
21	André Roberson	F	6-7	210	So.	1L	San Antonio, Texas (Wagner HS)
23	Sabatino Chen	G	6-4	185	Jr.	TR	Louisville, Colo. (Monarch HS/Denver)
25	Spencer Dinwiddie	G	6-5	190	Fr.	HS	Woodland Hills, Calif. (Taft HS)
30	Carlton Brown	G	6-5	215	Sr.	TR	Riverside, Calif. (Martin Luther King HS/Utah)
31	Jeremy Adams	G	6-5	215	So.	TR	Madison, Miss. (Central HS/Navarro JC [Texas])
32	Ben Mills	C	7-0	220	So.	1L	Hartland, Wis. (Arrowhead HS)
33	Austin Dufault	F	6-9	225	Sr.	3L	Killdeer, N.D. (Killdeer HS)
55	Trey Eckloff	F	6-10	230	Sr.	3L	Englewood, Colo. (Cherry Creek HS)

**Head Coach:** Tad Boyle (Kansas '85) - 2nd Year

**Assistant Coach:** Tom Abatemarco (Dowling College '73) - 2nd Year

**Assistant Coach:** Jean Prioleau (Fordham '92) - 2nd Year

**Assistant Coach:** Mike Rohn (McPherson College '90; Fort Hays State 1993) - 2nd Year

**Director of Basketball Operations:** Rodney Billups (Denver 2005) - 2nd Year

**Coordinator of Operations:** Bill Cartun (Bates College 2005; Connecticut 2007) - 2nd Year

**Athletic Trainer:** Trae Trashiro (Northern Colorado 2001; Virginia 2003) - 2nd Year

**Speed, Strength & Conditioning Coach:** James Hardy (Christopher Newport University 2003; Auburn 2006) - 5th Year

## PRONUNCIATIONS

Askia Booker: ah-SKI-ah  
 Roberson: ROB-er-son  
 Dufault: Doo-fault  
 Dinwiddie: Din-wid-dee  
 Sabatino Chen: SAB-ba-teen-o

## CLASS

### Seniors (4)

Carlton Brown  
 Austin Dufault  
 Trey Eckloff  
 Nate Tomlinson

### Juniors (1)

Sabatino Chen

### Sophomores (4)

Jeremy Adams  
 Ben Mills  
 André Roberson  
 Beau Gamble

### Redshirt-Sophomores (2)

Shane Harris-Tunks  
 Shannon Sharpe

### Freshmen (3)

Askia Booker  
 Spencer Dinwiddie  
 Beau Webb

## HEIGHT

7-0 Ben Mills  
 6-11 Shane-Harris-Tunks  
 6-10 Trey Eckloff  
 6-9 Austin Dufault  
 6-7 André Roberson  
 6-5 Jeremy Adams  
 Carlton Brown  
 Spencer Dinwiddie  
 6-4 Sabatino Chen  
 6-3.5 Nate Tomlinson  
 6-1 Askia Booker  
 Shannon Sharpe  
 6-0 Beau Gamble

## GEOGRAPHICAL

### Australia (2)

Shane Harris-Tunks  
 Nate Tomlinson

### California (4)

Askia Booker  
 Carlton Brown  
 Spencer Dinwiddie  
 Shannon Sharpe

### Colorado (4)

Sabatino Chen  
 Trey Eckloff  
 Beau Gamble  
 Beau Webb

### North Dakota (1)

Austin Dufault

### Texas (1)

André Roberson

### Wisconsin (1)

Ben Mills

## PERCENTAGE OF 2011-12 MBB RETURNERS

Category	Total	Return	Loss	% Returning
Points	3025	748	2277	24.7
Rebounding	1367	711	656	52.0
Assists	524	195	329	37.2
Blocks	111	77	34	69.4
Steals	259	118	141	45.6
Field Goals	1058	293	765	27.7
FG Attempts	2237	568	1669	25.4
3-pt. Made	230	44	186	19.1
3-pt. Attempts	618	139	479	22.5
FT Made	679	118	561	17.4
FT Attempts	873	200	673	22.9
Off. Rebounds	447	256	191	57.2
Def. Rebounds	920	455	465	49.5

## CU HISTORY

First Year of Basketball ..... 1901-02 (111 Years)  
 All-Time Record ... 1,174-1,110 (.514); 2,284 games  
 NCAA Berths..... 11  
 ..... (Won 9, Lost 12;  
 ..... two third place finishes in '42, '55)  
 Last Appearance Prior to this Year.....2002-03  
 ..... (lost to Michigan State, 1st Rd.)  
 NCAA Appearances 2012, 2003, 1997, 1969, 1963,  
 ..... 1962, 1955, 1954, 1946, 1942, 1940  
 NIT Appearances ..... 9  
 (Won 11, Lost 8; won 1940 NIT; 1938 runner up)  
 Last NIT Appearance ..... 2010-11 (NIT Semifinal)  
 Last Conference Title ..... 2011-12 (Pac-12)  
 ..... Big 12 (none); Big 8 (1962, 1963, 1969);  
 ..... Big 7 (1955)  
 Mountain State Conference titles:  
 (1938, '39, '40, '42) .....4  
 League Championships Prior to 1924..... 13  
 Overall Conference Titles..... 23



**CU RECORD WHEN...**

	<b>Pac-12</b>	<b>All Games</b>
Leading at halftime:	13-2	18-3
Trailing at halftime:	2-5	5-7
Tied at halftime	-	0-1
Shoot 50-59 percent:	2-1	5-1
Shoot lower than 49.9 percent:	10-3	15-7
Shoot lower than 39.9 percent:	3-3	3-3
Higher percentage than oppt.:	14-1	22-1
Lower percentage than oppt.:	1-6	1-10
Score 50-59 points:	4-3	4-5
Score 60-69 points:	4-4	4-4
Score 70-79 points:	6-0	10-1
Score 80-89 points:	2-1	4-1
Score 90-plus points:	-	1-0
More rebounds than oppt:	10-1	16-2
Fewer rebounds than oppt.:	5-5	7-8
Same amount of rebounds:	0-1	0-1
Under 39 rebounds:	12-6	17-9
40-49 rebounds:	2-1	4-2
50+ rebounds:	1-0	2-0
Shooting FT 85-89%	2-0	3-0
Shooting FT 80-84.9%	2-1	5-1
Shooting FT 75-79.9%	5-1	6-1
Shooting FT 70-74.9%	1-0	2-0
Shooting Below 69.9%	5-5	7-9
Fewer turnovers than oppt.:	7-1	11-2
Equal/more turnovers than oppt.:	8-6	12-9
Games decided by 9 or fewer pts:	5-2	11-4
Games decided by 5 or fewer pts:	4-0	8-1
Televised games:	13-7	17-10
FSN	3-4	4-4
ROOT Sports	6-0	7-1
ESPN Networks	0-1	1-3
The Mountain	-	1-1
CBS	1-0	1-0
other	1-2	1-2
Games vs. ranked opponents:	-	0-1
One Player in Double Figures	0-1	0-2
Two Players in Double Figures	2-2	2-2
Three Players in Double Figures	8-1	10-4
Four Players in Double Figures	2-3	6-3
Five Players in Double Figures	3-0	5-0
More bench points than oppt.:	9-1	12-4
Fewer bench points than oppt.:	6-6	11-6
Same bench points than oppt.:	-	0-1
Playing in November:	-	4-3
Playing in December:	1-0	4-1
Playing in January:	5-3	6-3
Playing in February:	5-2	5-2
Playing in March:	4-2	4-2

**MISCELLANEOUS STATS****STARTING COMBINATIONS**

Brown, Dinwiddie, Tomlinson, Roberson, Dufault	22-10
Brown, Dinwiddie, Adams, Roberson, Dufault	1-0
Brown, Dinwiddie, Webb, Booker, Harris-Tunks	0-1

**DOUBLE-DOUBLES**

Austin Dufault	Fort Lewis College	Nov. 11	18 pts, 10 rebs.
Andre Roberson	Fort Lewis College	Nov. 11	13 pts, 15 rebs.
	vs. Maryland	Nov. 18	21 pts., 13 rebs.
	at Air Force	Nov. 23	11 pts., 13 rebs.
	Georgia	Nov. 28	15 pts., 15 rebs.
	Fresno State	Dec. 7	21 pts., 10 rebs.
	Wyoming	Dec. 9	10 pts., 12 rebs.
	Texas Southern	Dec. 22	11 pts., 16 rebs.
	New Orleans	Dec. 28	12 pts., 12 rebs.
	Utah	Dec. 31	17 pts., 17 rebs.
	at California	Jan. 12	11 pts., 14 rebs.
	Arizona State	Jan. 19	12 pts., 10 rebs.
	at USC	Jan. 26	13 pts., 10 rebs.
	at UCLA	Jan. 28	12 pts., 10 rebs.
	Oregon State	Feb. 2	16 pts., 15 rebs.
	at Arizona	Feb. 9	12 pts., 11 rebs.
	at Utah	Feb. 18	12 pts., 16 rebs.
	vs. Utah	Mar. 7	20 pts., 11 rebs.
	vs. Oregon	Mar. 8	12 pts., 10 rebs.
	vs. Arizona	Mar. 10	10 pts., 11 rebs.

**20+ POINT GAMES**

Carlton Brown	Washington State	Jan. 7	28 pts.
	vs. Western Michigan	Nov. 20	23 pts.
	at Oregon	Mar. 1	20 pts.
Andre Roberson	vs. Maryland	Nov. 18	21 pts.
	Fresno State	Dec. 7	21 pts.
	vs. Utah	Mar. 7	20 pts.

**10+ REBOUND GAMES**

Austin Dufault	Fort Lewis College	Nov. 11	10 rebs.
Andre Roberson	Utah	Dec. 31	17 rebs
	at Utah	Feb. 18	16 rebs
	Texas Southern	Dec. 22	16 rebs.
	California	Feb. 26	15 rebs
	Oregon State	Feb. 2	15 rebs
	Georgia	Nov. 28	15 rebs.
	Fort Lewis College	Nov. 11	15 rebs.
	at California	Jan. 12	14 rebs.
	at Air Force	Nov. 23	13 rebs.
	vs. Maryland	Nov. 18	13 rebs.
	Washington	Jan. 5	12 rebs.
	New Orleans	Dec. 28	12 rebs.
	Wyoming	Dec. 9	12 rebs.
	vs. Arizona	Mar. 10	11 rebs.
	vs. Utah	Mar. 7	11 rebs.
	Stanford	Feb. 23	11 rebs.
	at Arizona	Feb. 9	11 rebs.
	Oregon	Feb. 4	11 rebs.
	vs. Oregon	Mar. 8	10 rebs.
	at UCLA	Jan. 28	10 rebs.
	at USC	Jan. 26	10 rebs.
	Arizona State	Jan. 19	10 rebs
	Fresno State	Dec. 7	10 rebs.

**5+ ASSIST GAMES**

Spencer Dinwiddie	New Orleans	Dec. 28	6 assts.
	Washington	Jan. 5	5 assts.
Carlton Brown	CSU Bakersfield	Dec. 19	8 assts.
	at Air Force	Nov. 23	6 assts.
Nate Tomlinson	Texas Southern	Dec. 22	7 assts.
	Oregon State	Feb. 2	6 assts.
	Fresno State	Dec. 7	6 assts.
	at USC	Jan. 26	5 assts.
Askia Booker	vs. Maryland	Nov. 18	4 steals
	vs. Utah	Mar. 7	4 steals
	vs. Oregon	Mar. 9	4 steals
Andre Roberson	at Arizona State	Feb. 11	4 steals
	at UCLA	Jan. 28	4 steals
Spencer Dinwiddie	vs. Oregon	Mar. 9	4 steals

**4-BLOCK GAMES**

Andre Roberson	Oregon	Feb. 4	7 blocks
	Arizona	Jan. 21	4 blocks
	Air Force	Nov. 23	4 blocks

## COLORADO STARTERS

Date	Opponent	Score	Starter	Total	Starter	Total	Starter	Total	Starter	Total	Starter	Total
Nov. 11	FORT LEWIS COLLEGE	W, 85-57	Brown	13	Dinwiddie	7	Tomlinson	5	Roberson	13	Dufault	18
Nov. 17	vs. Wichita State	L, 58-67	Brown	15	Dinwiddie	7	Webb	0	Booker	5	Harris-Tunks	8
Nov. 18	vs. Maryland	L, 71-78	Brown	14	Dinwiddie	3	Tomlinson	6	Roberson	21	Dufault	12
Nov. 20	vs. Western Michigan	W, 81-76	Brown	23	Dinwiddie	5	Tomlinson	12	Roberson	3	Dufault	16
Nov. 23	at Air Force	W, 76-73 (ot)	Brown	16	Dinwiddie	2	Tomlinson	19	Roberson	11	Dufault	15
Nov. 28	GEORGIA	W, 70-68	Brown	10	Dinwiddie	16	Tomlinson	7	Roberson	15	Dufault	2
Nov. 30	at Colorado State	L, 64-65	Brown	9	Dinwiddie	16	Tomlinson	11	Roberson	1	Dufault	13
Dec. 7	FRESNO STATE	W, 71-64	Brown	2	Dinwiddie	15	Tomlinson	7	Roberson	21	Dufault	13
Dec. 9	WYOMING	L, 54-66	Brown	10	Dinwiddie	16	Tomlinson	0	Roberson	10	Dufault	4
Dec. 19	CSU BAKERSFIELD	W, 70-64	Brown	15	Dinwiddie	13	Adams	2	Roberson	18	Dufault	10
Dec. 22	TEXAS SOUTHERN	W, 56-51	Brown	11	Dinwiddie	18	Tomlinson	1	Roberson	11	Dufault	8
Dec. 28	NEW ORLEANS	W, 92-34	Brown	18	Dinwiddie	12	Tomlinson	0	Roberson	12	Dufault	14
Dec. 31	*UTAH	W, 73-33	Brown	10	Dinwiddie	19	Tomlinson	0	Roberson	17	Dufault	1
Jan. 5	*WASHINGTON	W, 87-69	Brown	18	Dinwiddie	13	Tomlinson	11	Roberson	8	Dufault	13
Jan. 7	*WASHINGTON STATE	W, 71-60	Brown	28	Dinwiddie	5	Tomlinson	11	Roberson	5	Dufault	17
Jan. 12	*at California	L, 50-57	Brown	9	Dinwiddie	2	Tomlinson	0	Roberson	11	Dufault	19
Jan. 14	*at Stanford	L, 64-84	Brown	13	Dinwiddie	11	Tomlinson	3	Roberson	15	Dufault	14
Jan. 19	*ARIZONA STATE	W, 69-54	Brown	2	Dinwiddie	12	Tomlinson	8	Roberson	12	Dufault	11
Jan. 21	*ARIZONA	W, 64-63	Brown	19	Dinwiddie	13	Tomlinson	3	Roberson	0	Dufault	12
Jan. 26	*at USC	W, 74-50	Brown	13	Dinwiddie	8	Tomlinson	2	Roberson	13	Dufault	11
Jan. 28	*at UCLA	L, 60-77	Brown	6	Dinwiddie	9	Tomlinson	6	Roberson	12	Dufault	8
Feb. 2	*OREGON STATE	W, 82-60	Brown	12	Dinwiddie	10	Tomlinson	4	Roberson	16	Dufault	14
Feb. 4	*OREGON	W, 72-71	Brown	10	Dinwiddie	16	Tomlinson	7	Roberson	7	Dufault	9
Feb. 9	*at Arizona	L, 57-71	Brown	11	Dinwiddie	10	Tomlinson	9	Roberson	12	Dufault	10
Feb. 11	*at Arizona State	W, 63-49	Brown	8	Dinwiddie	15	Tomlinson	5	Roberson	12	Dufault	12
Feb. 18	*at Utah	W, 55-48	Brown	5	Dinwiddie	9	Tomlinson	6	Roberson	12	Dufault	11
Feb. 23	*STANFORD	L, 50-74	Brown	6	Dinwiddie	1	Tomlinson	8	Roberson	9	Dufault	6
Feb. 26	*CALIFORNIA	W, 70-57	Brown	6	Dinwiddie	15	Tomlinson	11	Roberson	8	Dufault	15
Mar. 1	*at Oregon	L, 81-90	Brown	20	Dinwiddie	12	Tomlinson	11	Roberson	12	Dufault	9
Mar. 3	*at Oregon State	L, 69-83	Brown	14	Dinwiddie	0	Tomlinson	4	Roberson	14	Dufault	7
Mar. 7	**vs. Utah	W, 53-41	Brown	15	Dinwiddie	10	Tomlinson	0	Roberson	20	Dufault	6
Mar. 8	**vs. Oregon	W, 63-62	Brown	18	Dinwiddie	8	Tomlinson	3	Roberson	12	Dufault	9
Mar. 9	**vs. California	W, 70-59	Brown	17	Dinwiddie	6	Tomlinson	10	Roberson	17	Dufault	15
Mar. 10	**vs. Arizona	W, 53-51	Brown	13	Dinwiddie	14	Tomlinson	2	Roberson	10	Dufault	8

\*-Pac-12 Conference

\*\*Pac-12 Tournament (Staples Center, Los Angeles)

**OVER THE YEARS WITH CU:** Here's a look at CU over the last 16 years with each head coach at the helm.

### TAD BOYLE

Years	PPG	FG %	3-Pt.%	FT%	To	W's
2011-12	67.6	.445	.343	.694	12.7	23
2010-11	80.1	<b>.475</b>	.374	<b>.778</b>	<b>11.6</b>	<b>24</b>

### JEFF BZDELIK

Years	PPG	FG %	3-Pt.%	FT%	To	W's
2009-10	74.6	.473	<b>.388</b>	.766	13.2	15
2008-09	62.9	.454	.346	.731	14.1	9
2007-08	62.4	.451	.343	.684	13.4	12

### RICARDO PATTON

Years	PPG	FG %	3-Pt.%	FT%	To	W's
2006-07	69.1	.417	.313	.655	17.5	7
2005-06	76.8	.434	.342	.646	14.0	20
2004-05	71.6	.435	.353	.629	14.4	14
2003-04	74.2	.464	.372	.621	14.6	18
2002-03	75.2	.443	.326	.669	14.0	20
2001-02	79.7	.453	.357	.677	17.0	15
2000-01	<b>80.6</b>	.460	.359	.715	16.5	15
1999-00	75.2	.426	.339	.686	14.3	18
1998-99	73.1	.414	.344	.702	14.7	18
1997-98	71.4	.404	.346	.688	14.3	13
1996-97	73.1	.420	.362	.681	13.9	22

## 2011-12 Game Leaders & Career

### Scoring Double-Digits

	Career	'11-12
Austin Dufault	49	22
Andre Roberson	31	24
Nate Tomlinson	22	8
Carlton Brown	25	25
Spencer Dinwiddie	20	20
Askia Booker	13	13

### Double-Digit Rebounding Games

	Career	'11-12
Andre Roberson	37	25
Austin Dufault	2	1

### Double-Doubles

	Career	'11-12
Andre Roberson	24	19
Austin Dufault	2	1

### 20-Point Games

	Career	'11-12
Carlton Brown	3	3
Andre Roberson	3	3
Austin Dufault/Nate Tomlinson	1	-

### Scoring Leaders

	Career	'11-12
Andre Roberson	11	11
Carlton Brown	10	10
Spencer Dinwiddie	9	9
Austin Dufault	6	3
Askia Booker	5	5
Nate Tomlinson	2	1

### Reb. Leaders

	Career	'11-12
Andre Roberson	56	32
Austin Dufault	13	1
Nate Tomlinson	4	-
Spencer Dinwiddie	1	1
Shane Harris-Tunks	1	1

### Assist Leaders

	Career	'11-12
Nate Tomlinson	68	21
Carlton Brown	6	6
Spencer Dinwiddie	7	7
Andre Roberson	7	5
Askia Booker	5	5
Austin Dufault	4	1
Shannon Sharpe	1	-

### Steal Leaders

	Career	'11-12
Nate Tomlinson	24	9
Andre Roberson	22	10
Austin Dufault	10	5
Carlton Brown/Spencer Dinwiddie	8	8
Askia Booker	6	6
Sabatino Chen	4	4
Shane Harris-Tunks	3	3
Jeremy Adams	1	1
Trey Eckloff/Ben Mills/S. Sharpe	1	-

### Block Leaders

	Career	'11-12
Andre Roberson	48	28
Austin Dufault	20	4
Shane Harris-Tunks	11	4
Shannon Sharpe	6	2
Spencer Dinwiddie	4	4
Trey Eckloff	4	-
Carlton Brown	2	2
Sabatino Chen	1	1
Ben Mills/Nate Tomlinson	1	-

### Career Games

	Starts	Played
Austin Dufault	128	134
Nate Tomlinson	110	127
Trey Eckloff	1	68
Andre Roberson	33	73
Shane Harris-Tunks	4	60
Shannon Sharpe	3	53
Carlton Brown	34	34
Spencer Dinwiddie	34	34
Sabatino Chen	-	33
Askia Booker	1	33
Jeremy Adams	1	29
Ben Mills	-	26

## 2011-12 Superlatives

### Colorado Team (Highs)

Points	92, New Orleans (11/28)
Pts/Half (1st)	51, New Orleans (11/28)
Pts/Half (2nd)	50, Western Mich. (11/20)
Win Mar	+58, New Orleans (11/28)
FGs	32, New Orleans (11/28)
FGAs	63, Fort Lewis (11/11)
FG Pct.	.552, New Orleans (11/28)
3FGs	12, Utah (12/31)
3FGAs	25, Utah (12/31)
3FG Pct	.571, Washington (1/05)
FTs	27, Fresno State (12/07)
FTAs	37, Georgia (11/28)
FT Pct.	.893, Washington (1/05)
Off Rebs	16, at Colorado State (11/30)
Def Rebs	39, at USC (1/26), UNO (11/28)
Tot Rebs	53, New Orleans (11/28)
Assists	19, Oregon State (2/2)
Turnovers	20, Texas Southern (12/22)
Steals	10, vs. Utah (3/7), Oregon State (2/2)
Blocks	7, Oregon (2/4)

### Opponent Team (Highs)

Points	90, at Oregon (3/1)
Pts/Half (1st)	40, Stanford (2/23), at UCLA (1/28)
Pts/Half (2nd)	54, at Oregon (3/1)
FGs	31, at Oregon (3/1), at UCLA (1/28)
FGAs	72, Washington (01/05)
FG Pct.	.554, at Oregon (3/1)
3FGs	11, Maryland (11/18)
3FGAs	25, at USC (1/26), Georgia (11/28)
3FG Pct.	.692, at UCLA (1/28)
FTs	22, Arizona (1/21)
FTAs	31, at Stanford (1/14)
FT Pct.	.824, California (2/26)
Off Rebs	20, Washington (1/05)
Def Rebs	37, Stanford (2/23)
Tot Rebs	50, Stanford (2/23)
Assists	26, at UCLA (1/28)
Turnovers	18, at Arizona State (2/11) Fort Lewis College (11/11)
Steals	12, at Oregon (3/1), Texas Southern (12/22)

## 2011-12 Superlatives

### Colorado Team (Lows)

Points	50, Stanford (2/23), at California (1/12)
Pts/Half (1st)	20, Stanford (2/23)
Pts/Half (2nd)	21, at California (1/12)
FGs	15, at California (1/12)
FGAs	37, Fresno State (12/7)
FG Pct.	.296, Stanford (2/23)
3FGs	1, vs. Utah (3/7)
3FGAs	9, Fort Lewis College (11/11)
3FG Pct	.091, vs. Utah (3/7)
FTs	8, vs. Oregon (3/8), at Air Force (11/23)
FTAs	12, California (2/26), Stanford (2/23)
FT Pct.	.448, at Colorado State (11/30)
Tot Rebs	26, Stanford (2/23)
Assists	5, Wyoming (12/9)
Turnovers	5, California (2/26)
Steals	1, at AFA (11/23), Georgia (11/28)
Blocks	0, at Stanford (1/14)

### Opponent Team (Lows)

Points	33, Utah (12/31)
Pts/Half (1st)	11, Utah (12/31)
Pts/Half (2nd)	14, New Orleans (12/28)
FGs	12, Utah (12/31), New Orleans (12/28)
FGAs	40, vs. Utah (3/7)
FG Pct.	.214, New Orleans (12/28)
3FGs	2, at Cal (1/12), Utah (12/31)
3FGAs	9, at California (1/12)
3FG Pct	.087, Utah (12/31)
FTs	2, at Utah (2/18)
FTAs	3, at Utah (2/18)
FT Pct.	.385, Fresno State (12/7)
Tot Rebs	22, Arizona State (1/19)
Assists	6, New Orleans (12/28)
TOs	6, at Air Force (11/23)
Steals	2, Stanford (2/23), Arizona (1/21), at Stanford (1/14), Bakersfield (12/19), W. Michigan (11/20)
Blocks	0, Utah (12/31)

## OPPONENT HIGHS

### Points

32, Terrell Stoglin (Maryland, Nov. 18);  
31, Michael Lyons (Air Force, Nov. 23)

### Rebounds

14, Solomon Hill (Arizona, Feb. 9)

### Assists

9, Lazerio Jones (UCLA, Jan. 28)

### Steals

7, Tony Wroten (Washington, Jan. 5);  
5, Luke Martinez (Wyoming, Dec. 9)

### Blocks

5, Eric Moreland (at Oregon State, Mar. 3)

## **CU in NCAA Tournament (10 appearances, two Final Fours): 9-12 (.429)**

### **2003 (0-1)**

Michigan State 79, Colorado 64	Mar. 21	Tampa, Fla. (First Round)
--------------------------------	---------	---------------------------

### **1997 (1-1)**

Colorado 80, Indiana 62	Mar. 14	Winston-Salem, N.C. (First Round)
-------------------------	---------	-----------------------------------

^North Carolina 73, Colorado 56	Mar. 16	Winston-Salem, N.C. (Second Round)
---------------------------------	---------	------------------------------------

^Dean Smith surpassed Adolph Rupp to move into first on all-time wins list in this game (877). Smith would later lose his top spot on the win's list to Bobby Knight, who CU beat in the first round.

### **1969 (1-1)**

Colorado State 64, Colorado 56	Mar. 13	Lawrence, Kan. (Midwest Regional)
--------------------------------	---------	-----------------------------------

Colorado 97, Texas A&M 82	Mar. 15	Lawrence, Kan. (Regional Third Place)
---------------------------	---------	---------------------------------------

### **1963 (1-1)**

Colorado 78, Oklahoma City 72	Mar. 15	Lawrence, Kan. (Midwest Regional)
-------------------------------	---------	-----------------------------------

Cincinnati 67, Colorado 60	Mar. 16	Lawrence, Kan. (Regional Final)
----------------------------	---------	---------------------------------

### **1962 (1-1)**

Colorado 67, Texas Tech 60	Mar. 16	Manhattan, Kan. (Midwest Regional)
----------------------------	---------	------------------------------------

*Cincinnati 73, Colorado 46	Mar. 17	Manhattan, Kan. (Regional Final)
-----------------------------	---------	----------------------------------

### **1955 (3-1)**

Colorado 69, Tulsa 59	Mar. 10	Manhattan, Kan. (West Regional)
-----------------------	---------	---------------------------------

Colorado 93, Bradley 81	Mar. 15	Manhattan, Kan. (West Regional)
-------------------------	---------	---------------------------------

*San Francisco 62, Colorado 50	Mar. 19	Kansas City, Mo. (NCAA Semifinal)
--------------------------------	---------	-----------------------------------

Colorado 75, Iowa 54	Mar. 21	Kansas City, Mo. (NCAA Third Place)
----------------------	---------	-------------------------------------

### **1954 (0-2)**

Bradley 76, Colorado 64	Mar. 12	Stillwater, Okla. (West Regional)
-------------------------	---------	-----------------------------------

Rice 78, Colorado 55	Mar. 13	Stillwater, Okla. (Regional Consolation)
----------------------	---------	--

### **1946 (1-1)**

California 50, Colorado 44	Mar. 22	Kansas City, Mo. (Western Regional)
----------------------------	---------	-------------------------------------

Colorado 59, Baylor 44	Mar. 23	Kansas City, Mo. (Regional Third Place)
------------------------	---------	---

### **1942 (1-1)**

Colorado 46, Kansas 44	Mar. 20	Kansas City, Mo. (Western Regional)
------------------------	---------	-------------------------------------

*Stanford 46, Colorado 34	Mar. 21	Kansas City, Mo. (NCAA Semifinal)
---------------------------	---------	-----------------------------------

### **1940 (0-2)**

Southern California 38, Colorado 32	Mar. 20	Kansas City, Mo. (Western Regional)
-------------------------------------	---------	-------------------------------------

Rice 60, Colorado 56	Mar. 21	Kansas City, Mo. (Regional Third Place)
----------------------	---------	---

\*Would go on to win NCAA Championship



## Colorado NCAA Tournament Highs

### Team

Stat	No.	Opponent	Year
Points	97	Texas A&M	1969
Field Goals	41 (72 FGA)	Texas A&M	1969
FG%	.569 (41-72)	Texas A&M	1969
Free Throws	33 (47 FTA)	Bradley	1955
FT%	.818 (9-11)	Stanford	1942
3-Point Makes	7 (9 3PA)	Indiana	1997
3-Point%	.778 (7-9)	Indiana	1997
Assists	12	Indiana	1997
Rebounds	46	Oklahoma City	1963

### Individual

Stat	Player	No.	Opponent	Year
Points	Cliff Meely	32	Colorado State	1969
Rebounds	Jim Ranglos	19	Bradley	1955
Assists	Howard Frier	5	North Carolina	1997
Blocks	David Harrison	7	Michigan State	2003
Steals	Stephane Pelle	2	Michigan State	2003
	Blair Wilson	2	Michigan State	2003
	Chauncey Billups	2	North Carolina	1997
	Howard Frier	2	North Carolina	1997
	Charlie Melvin	2	Indiana	1997
Field Goals	Cliff Meely	12 (23 FGA)	Texas A&M	1969
	Bob Jeangerard	12 (24 FGA)	Bradley	1955
FG%	Wilky Gilmore	.833 (5-6)	Cincinnati	1962
Free Throws	Cliff Meely	10 (14 FTA)	Colorado State	1969
	Tom Harrold	10 (15 FTA)	Bradley	1955
	Burdette Haldorson	10 (12 FTA)	Tulsa	1955
3-Point Makes	Blair Wilson	3 (5 3PA)	Michigan State	2003
	Chauncey Billups	3 (4 3PA)	Indiana	1997
	Martice Moore	3 (4 3PA)	Indiana	1997



## TAD BOYLE

### HEAD COACH

2nd Year at Colorado

6th Year Overall

Birthday .....Jan. 6, 1963  
 Birthplace .....Pueblo, Colo.  
 Family.....Wife, Ann  
                     .....Daughter, Claire  
                     .....Sons, Jack and Pete  
 Hometown .....Greeley, Colo.  
 High School .....Greeley Central, 1981  
 College .....Kansas, 1985  
                     (B.S., Business Administration)

#### UNIVERSITY OF COLORADO

##### Head Coach .....2010-present

- Current season record: 23-11
- Six-year head coaching record: 103-91 (.531).
- Two-year CU record is 47-25 (.653) and 32-4 at home (.889).
- First CU head coach to win 20 or more games in his first two years as a head coach.
- His 47 wins at CU are the best in school history.
- In two years at CU has a NCAA Tournament and NIT Final Four
- 9-2 in postseason games (6-1 conference, 3-1 NIT)... he passes Ricardo Patton for the most postseason coaching wins in school history (Patton was 8-18 in 11 seasons). Boyle has six conference tournament wins in just two seasons, equaling Patton's record of six (he was 6-12).
- Won his 40th game as CU's coach (against Oregon), taking him 61 games to reach this milestone. Ties Frosty Cox for the fewest games to reach 40.
- Boyle is the only coach to reach 40 wins in just his second season.
- First CU head coach to achieve back-to-back 3-0 conference starts in his first two years at the helm.
- First CU head coach since Frosty Cox to win back-to-back conference openers since 1935-36 and 1936-37.
- Won his season-opener at CU for the second straight year.

##### 2010-11: 24-14

- Won a school-best 24 wins in his first season at CU.
- Named National Coach of the Week by The Hoops Report in its weekly awards for the week of Jan. 10-16, 2011.
- First CU head coach since Henry Iba (1933-34) to win his first three conference games.
- First CU coach since H.B. Lee (1950-51) to win first two conference games in his first year.
- Successfully won his CU debut with an 88-80 home win against Idaho State (Nov. 12).
- Became first CU head coach in 20 years since Joe Harrington (1990-91) to win coaching debut.
- Named the 18th head coach in CU men's basketball history on Monday, April 19.

#### NORTHERN COLORADO

##### Head Coach ..... 2006-2010

##### 2009-10: 25-8

- Advanced to the post season for the first time in school history, advancing to the quarterfinals of the Collegelnsiders.com Tournament while racking up a school record 25 victories.
- Coached one first-team All-Big Sky member and also the Big Sky Conference Defensive Player of the Year.
- resurrected the basketball program at Northern Colorado, including a breakout season in 2009-10 (25-8, .758) and finished second in the Big Sky Conference.

- Guided the Bears to a 56-66 record (.459) the past four seasons.
- Awarded the NABC Division I All-District Coach of the Year, the Big Sky Coach of the Year by both *The Sporting News* and *Collegelnsider.com*, where he was also named a finalist for the National Mid-Major Coach of the Year award.

##### 2008-09: 14-18 ..... UNC's first Big Sky Tourney berth

- Improved from one conference win his first season to an even 8-8 mark and earned the school's first Division I post season trip, to the Sun Belt Conference Tournament.

##### 2007-08: 13-16 ..... Won at SDSU (RPI top 50)

- Defeated Colorado State, 72-59, in his second season and also knocked off San Diego State, 72-59. The Aztecs were ranked among the nation's top 50 teams in the RPI rankings at that time.

##### 2006-07: 4-24 .....Bears' first year in Big Sky

- Named the 17th coach in UNC history on April 25, 2006.
- At that point, the Bears were in the midst of a transition to Division I in its first season as a member of the Big Sky Conference.
- Finished last nationally in the final RPI rankings for that season. There were, however, flashes of times to come that season, including close losses to both Colorado (88-86) and Colorado St. (75-66).

#### WICHITA STATE

##### Associate Head Coach ..... 2000-06

- Spent six seasons with current Maryland head coach Mark Turgeon and was part of another turn around that saw the Shockers improve from 9-19 (.321) his first year there to one of the nation's top mid-major teams in 2006 when Wichita State went 26-9 and advanced to the Sweet 16 of the NCAA Tournament. The Shockers eventually lost to Final Four Cinderella George Mason in the regional semifinals.
- finished with a No. 21 final ranking.

2005-06: 26-9 MVC champs, NCAA Sweet 16

2004-05: 22-10 ..... NIT second round

2003-04: 21-11 ..... NIT

2002-03: 18-12 ..... NIT

2001-02: 15-15 9-9 in Missouri Valley Conference

2000-01: 9-19

#### JACKSONVILLE STATE (Ala.)

##### Assistant Coach..... 1998-2000

- Boyle reconnected with Mark Turgeon, this time as an assistant coach at Jacksonville State, where they helped turn a team that was 8-18 into a 17-11 squad in just one season.

1999-00: 17-11 (12-6 in TransAmerica Conference)

1998-99: 8-18 ..... -

#### TENNESSEE

##### Director Basketball Operations..... 1997-98

- Followed Jerry Green to Tennessee, where he was director of basketball operations when the Vols won 20 games and advanced to the NCAA Tournament.

#### OREGON

##### Assistant Coach..... 1994-97

- First collegiate coaching job (1994) an assistant under Jerry Green. Mark Turgeon was also an assistant from 1993-97.
- Spent three seasons helping the Ducks to the 1995 NCAA Tournament and 1997 NIT.

1996-97: 17-11 ..... NIT

1995-96: 16-13..... -

1994-95: 19-9 ..... NCAA Tournament

## COACHING CAREER

2010-Present: Head Coach, University of Colorado  
2006-2010: Head Coach, University of Northern Colorado  
2000-2006: Associate Head Coach, Wichita State University  
1998-2000: Assistant Coach, Jacksonville State (Ala.) University  
1997-1998: Director of Basketball Operations, University of Tennessee  
1994-1997: Assistant Coach, University of Oregon

## PLAYING HISTORY

### University of Kansas

Member of two NCAA Tournament Teams (1984, 1985)  
Named Team Captain Senior Season  
"Most Unselfish Player" 1985  
"Most Inspirational Player" 1982

### Greeley High School

Led Wildcats to 1981 State Championship  
Colorado Player of the Year  
Converse All-American Team

## WHAT WAS SAID

"This is it (my dream job), there's no doubt. I remember talking with Mark Turgeon once when he asked me where I wanted to be in 10 years, and I said the head coach at the University of Colorado. This is a destination job. I'm humbled and honored."

- University of Colorado head coach Tad Boyle, the day he was hired as the new CU men's basketball coach

"CU is getting a great person, a guy with great character and a value system, which is most important. He's a very well-rounded basketball coach and an excellent recruiter. He's a guy who will be very good with alumni and boosters. He's got great people skills and he develops relationships. Good coaches never stop trying to get better, and Tad does that. He was great as an assistant - extremely loyal, hard working and positive."

- Mark Turgeon, former Texas A&M Head Basketball Coach, now the Head Coach at the University of Maryland

"This exciting process was all about both the young men we have currently and those in the future who will be joining our program, and is an investment in them and represents the competitive spirit, teamwork, passion and dedication they stand for. Tad Boyle represents everything that is right about college basketball. We look forward to his leadership, poise and competitive drive to unite all our collective Buff interests to support our team and this enterprise that has so much promise for the long term."

- Mike Bohn, University of Colorado Athletics Director on what made Tad Boyle stand out above the other candidates

"It's an incredible opportunity for him, but a phenomenal hire for Colorado. He's worked hard to get to this point; he's got an amazing background. I'm thrilled to death for him. I've been around some great basketball minds - Bill Self (Kansas), John Calipari (Kentucky), Alvin Gentry (Phoenix Suns), Greg Popovich (San Antonio Spurs), to name a few. A lot of quality guys have helped me coach. Tad has the same qualities those guys have. His kids play hard and unselfishly. They guard and play smart. He had those qualities as a player and he values them as a coach. He'll also make that program part of the whole community, and that's important at a school. The football coach, the women's coaches . . . they'll all love him. I love college athletics; it's more of a we thing than (in the NBA). You support everything. Tad will do that. This is an incredible opportunity for him and just as an incredible opportunity for Colorado."

- Larry Brown, Charlotte Bobcats Head Coach and former University of Kansas head coach (1983-1988)

## BOYLE vs. THE NATION

Alabama .....	0-1
Alcorn State .....	1-0
Air Force .....	2-2
Arizona .....	2-1
Arizona State .....	2-1
Bakersfield, Cal State .....	2-0
Ball State .....	0-1
Baylor .....	0-1
Bowling Green .....	1-1
California .....	3-1
Citadel, The .....	1-0
Colorado .....	0-1
Colorado Christian .....	1-0
Colorado State .....	3-3
Colo.-Colorado Springs .....	0-1
Creighton .....	0-1
Denver .....	4-2
Eastern Michigan .....	0-1
Eastern Washington .....	4-4
Fort Lewis College .....	1-0
Fresno State .....	1-1
Georgia .....	1-1
Gonzaga .....	0-1
Harvard .....	0-1
Hawai'i .....	1-0
Idaho State .....	5-5
Indiana .....	1-0
Iowa .....	0-1
Iowa State .....	2-1
Johnson & Wales .....	4-0
Kansas .....	0-3
Kansas State .....	3-0
Kent State .....	1-0
Liberty .....	0-1
Longwood .....	1-0
Louisiana Monroe .....	1-0
Maryland .....	0-1
Maryland Eastern Shore .....	1-0
McNeese State .....	1-0
Missouri .....	1-1

Montana .....	2-7
Montana State .....	4-4
Nebraska .....	1-1
New Mexico .....	0-1
New Orleans .....	1-0
North Dakota .....	2-0
Northern Arizona .....	5-3
Oklahoma .....	0-2
Oklahoma State .....	1-0
Oregon .....	2-2
Oregon State .....	2-3
Pacific .....	0-1
Portland .....	2-1
Portland State .....	1-7
Purdue .....	0-1
Sacramento State .....	6-2
San Diego State .....	1-1
San Francisco .....	0-1
San Jose State .....	1-1
Southern .....	1-0
Southern Utah .....	1-0
Stanford .....	0-2
Texas .....	1-0
Texas A&M .....	0-1
Texas Christian .....	1-0
Texas-Pan American .....	1-0
Texas Southern .....	3-0
Texas State .....	1-1
Texas Tech .....	1-0
UCLA .....	0-1
USC .....	1-0
Utah .....	3-0
VMI .....	1-0
Washington .....	1-0
Washington State .....	1-0
Weber State .....	2-6
Western Michigan .....	1-0
Western New Mexico .....	1-0
Wichita State .....	0-1
Wyoming .....	0-2
<b>TOTAL .....</b>	<b>103-91</b>

"Tad's a heckuva coach and a lot better guy. I know that for a fact. I know you have to win at that level, and he'll win the right way. (The hiring of Boyle)"A very wise move on Colorado's part; the test of time will show that. I'm not saying that to kiss anybody's butt; I believe it."

- Don Meyer, former legendary coach, Northern State University, winner of 923 games

"I am happy for Tad and his family. Colorado made a great hire. He had a great season at Northern Colorado and he had that program moving in a positive direction. I believe he will have the same impact at CU."

- Former teammate and current Kansas assistant coach  
Danny Manning

**Jean Prioleau**

Family: Wife, Janelle; Son Elijah  
 Hometown: Teaneck, N.J.  
 High School: Teaneck  
 College: Fordham 1992



- second year with CU basketball 2010-Present
- was an assistant with Boyle at Wichita State (2000-2005).

**Texas Christian University** (2008-2010): spent two years as an assistant coach and recruiting coordinator.

**Iowa State** (2006-2008): helped the Cyclones record 29 victories. The Cyclones had three All-Big 12 Conference performers in Mike Taylor, Wesley Johnson and Jiri Hubalek and were ranked in the top-100 among in a pair of defensive categories.

**Marquette** (2005-06): as an assistant coach under former Marquette head coach and current Indiana University head coach Tom Crean. In his lone season with the Golden Eagles, Marquette recorded a 20-11 overall record and a 10-6 mark in Big East Conference en route to securing a spot in the NCAA Tournament.

- part of a Marquette program that ranked 11th in the country in three-point field goal percentage, 22nd in three-point field goals made per game and 43rd in the nation in scoring offense in his lone campaign. That season, Prioleau watched as the Golden Eagles posted victories over a trio of nationally-ranked opponents, including a 94-79 triumph over top-ranked UConn.

**Wichita State** (2000-2005): played a vital role in the resurgence and success of the Shockers in the Missouri Valley Conference.

- The Shockers earned a NIT berth on three occasions during Prioleau's tenure. During his five years, the Shockers never finished below a .500 overall or conference mark while winning 18 or more games in four of five seasons.
- The Shockers collected 94 total victories, including a pair of 20-win seasons in each of his final two campaigns with the program.
- Signed the top recruiting class in 2001 in the Missouri Valley Conference, helped ink Sean Ogirri (Colorado Player of the Year), Paul Miller (2006 Missouri Valley Conference Player of the Year and 2001 Freshman of the Year), Jamar Howard (Missouri Valley Conference Defensive Player of the Year) and Randy Burns (Missouri Valley Conference Rookie of the Year).

**Fordham University** (1999-2000).

**Mike Rohn**

Family: Wife, Stephanie;  
 Daughters, Raegen and Rylee  
 Hometown: Colby, Kan.  
 High School: Colby  
 College: McPherson College 1990 (bachelor's);  
 Fort Hays State 1993 (master's)



- second year with CU basketball 2010-Present

**Texas A&M** (2007-2010): Three years as the director of basketball operations at Helped the Aggies to a trio of NCAA Tournament Round of 32 appearances. During those three years in College Station, the Aggies won 73 games, including 28 Big 12 Conference games. A&M also led the conference in scoring defense (65.8 ppg.) for the first time in league history during the 2009-10 campaign.

**Wichita State** (2000-2007): Seven years as an assistant coach to Mark Turgeon, in addition with current CU assistant, Jean Prioleau, and head coach Tad Boyle (2001-2006), the Shockers engineered an impressive resume earning three-straight NIT trips (2003, 2004, 2005). During the 2005-06 season, the Shockers not only won their first Missouri Valley Conference championship in 19 years, they capped off a 26-9 record with a 2006 NCAA Tournament berth and a Sweet 16 appearance, a school-first in 18 years.

- Rohn also helped coach fifth-year student-athlete Paul Miller cap off one of the best careers of any Shocker center by being named the MVC Player of the Year, the first Shocker to earn the award in 21 years, in addition to Jamar Howard (Missouri Valley Conference Defensive Player of the Year).

- Prior to Wichita State, Rohn served three seasons as head coach (1997-2000) at **Dodge City (Kan.) Community College**, where he built a 55-38 record and coached the Conquistadors to three consecutive state playoff appearances, including a 21-10 mark in 1999-2000. Assistant coach at **Dodge City** from 1993-97. In 1997, Dodge City was crowned the 1997 Jayhawk West Conference Champions.

**Fort Hays State** (1991-93): Graduate Assistant Coach.

**Colby CC** (1990-91): Assistant Coach.

**McPherson College** (1989-90): Assistant Coach.

**Tom Abatemarco**

Family: Wife, Maura  
 Hometown: Brooklyn, N.Y.  
 High School: Brentwood (N.Y.)  
 College: Dowling College (1973)



- Returns to CU for his second stint (2010-pres.); the same position he held 18 years ago from 1990-93, under then-head coach Joe Harrington.
- originally named to former head coach Jeff Bzdelik's coaching staff in March 2010
- Prior to Boulder, served a brief stint with the Sacramento Kings as a player personnel and scouting coach (2009-10), in addition to spending the last seven years working as a broadcaster with the Kings.
- Assistant coach for the Reno Bighorns of the NBA Development League (NBDL) during its inaugural 2008-09 season (25-25 record).

- Brings a wealth of coaching expertise from the professional and collegiate ranks. He enjoyed much success in the WNBA where he served as an assistant coach with the now-defunct Sacramento Monarchs from 2003-08.
- During his six years with the Monarchs, he guided the team to the 2003 WNBA Western Conference Finals, a feat they would reach again in 2004 before winning a championship in 2005. The Monarchs would again reach the WNBA Finals in 2006, falling in the championship series.
- Before making the transition to the WNBA, Abatemarco spent the previous 30 years on various college campuses as an assistant or head coach.
- College coaching experience at Utah (2003-04), Rutgers University (1994-97).
- Three seasons at CU under Harrington from 1991-94. In his first year with the Buffaloes, helped guide CU to a 19-14 record and a NIT third place finish during the 1990-91 season. The 19 victories still rank as one of the top eight seasons in CU history.
- Head coaching positions at Sacramento State (1997-2000), Lamar University (1986-88) and Drake University (1988-90).
- From 1982-86, Abatemarco served as assistant at North Carolina State when the Wolfpack won the 1983 NCAA Championship under the late-Jim Valvano.
- Coaching experience includes stints at Virginia Tech (1981-82); at Maryland under Lefty Driesell (1979-81); under Lou Carnesecca at St. John's (1978-79); Davidson (1977-78); Iona (1975-77); and the New York Institute of Technology (1974-75).
- As an assistant coach, Abatemarco enjoyed seven NCAA Tournament appearances, five Elite Eight appearances (two with Maryland and N.C. State, one with St. John's), and a pair of NIT appearances (Colorado, Virginia Tech).





## ASKIA BOOKER #0

Freshman • Guard  
6-1 • 160  
Los Angeles, Calif.  
Price HS

**2011-12:** Explosive guard who excels at driving to the hoop and finishing over bigger defenders • Strength and athleticism have helped him succeed at the high school level. "He's a utility guard - not a guy you put in a category as far as a point-guard or a

two-guard; he's just a good basketball player," coach Boyle said. "He can pass, he can dribble, he can shoot, he's athletic. He has a high-degree of character and comes from a great family, he's well-raised. He's a guy we're going to have to kick out of the gym. With this brand new practice facility, he's a guy who will be wearing it out because he loves to play and he's going to get better and better throughout the course of his career."

**PRICE HS:** Helped the Knights to a 23-8 record advancing to the California Interscholastic Federation (CIF) Southern Section Division 3AA championship game • Named All-CIF Southern Section Team Division 3AA • ESPN.com ranked him No. 30 nationally at his position • Three-star prospect by Rivals.com • Averaged 13 points, seven rebounds and five assists as a junior leading Price - one of California's top Class 3A schools - to 33 wins and a Division IV state title • Played for a pair of AAU powerhouse programs (Compton Magic, Belmont Shores).

**PERSONAL:** Born August 31, 1993 • Son of Daniele Ricardo • Lists winning the CIF and the state title as his biggest moments of prep career.


**ACADEMICS:** An Open Option major in Colorado's College of Arts and Sciences.

### 2011-12 Game-by-Game (freshman)

Game	GS	Min	FGs	3FGs	FTs	O-D-R	Pf	A	To	BL	ST	Pts
<b>FORT LEWIS</b>	-	20	3-8	0-0	3-3	0-4-4	1	2	3	0	1	9
vs. Wichita State	*	12	1-2	1-1	2-4	0-2-2	4	1	3	0	2	5
vs. Maryland	-	21	4-6	0-0	0-2	0-3-3	5	4	2	0	4	8
vs. W. Michigan	-	26	3-8	0-2	5-6	0-2-2	3	4	1	0	0	11
at Air Force	-	30	3-7	3-4	2-4	1-4-5	1	0	2	0	0	11
<b>GEORGIA</b>	-	23	4-6	0-1	6-8	0-4-4	1	3	0	0	0	14
at Colorado State	-	23	2-9	0-2	2-3	1-2-3	1	1	3	0	1	6
<b>FRESNO STATE</b>	-	16	0-2	0-0	0-0	0-1-1	2	2	3	0	0	0
<b>WYOMING</b>	-	24	3-8	1-4	2-4	0-1-1	2	1	2	0	1	9
<b>CSU BAKERSFIELD</b>	-	21	2-6	0-1	2-2	0-2-2	2	0	1	0	1	6
<b>TEXAS SOUTHERN</b>	-		did not play (illness)									
<b>NEW ORLEANS</b>	-	23	5-11	1-3	2-2	1-5-6	1	3	1	0	2	13
<b>UTAH</b>	-	19	4-9	4-7	2-2	0-1-1	2	2	1	0	0	14
<b>WASHINGTON</b>	-	23	4-8	3-5	1-2	0-4-4	0	0	1	0	0	12
<b>WASHINGTON ST</b>	-	25	2-6	0-2	1-1	0-4-4	2	4	2	0	1	5
at California	-	21	1-3	0-1	1-2	0-4-4	4	1	4	0	0	3
at Stanford	-	19	1-5	0-3	0-0	0-0-0	1	0	1	0	0	2
<b>ARIZONA STATE</b>	-	18	4-6	0-1	3-3	0-1-1	3	1	3	0	0	11
<b>ARIZONA</b>	-	18	2-6	1-4	4-6	0-1-1	1	1	0	0	0	9
at USC	-	25	4-10	3-7	2-2	4-5-9	1	1	3	0	1	13
at UCLA	-	21	6-10	1-1	0-0	1-0-1	1	1	0	0	0	13
<b>OREGON STATE</b>	-	20	4-10	0-2	7-7	1-6-7	0	3	0	0	2	15
<b>OREGON</b>	-	26	5-8	0-1	7-8	0-4-4	4	2	3	0	2	17
at Arizona	-	18	0-6	0-1	4-4	1-2-3	4	1	2	0	0	4
at Arizona State	-	19	3-6	0-0	3-3	0-2-2	2	0	2	0	1	9
at Utah	-	18	2-8	1-1	3-4	1-2-3	1	0	2	0	0	8
<b>STANFORD</b>	-	26	4-11	1-4	3-6	2-1-3	4	2	1	0	3	12
<b>CALIFORNIA</b>	-	22	4-7	1-3	0-0	0-2-2	2	1	1	0	0	9
at Oregon	-	21	3-9	0-2	3-4	1-0-1	1	2	2	1	2	9
at Oregon State	-	23	6-11	1-1	2-2	1-1-2	1	0	2	0	1	15
vs. Utah	-	18	1-6	0-1	0-0	0-1-1	0	0	2	0	0	2
vs. Oregon	-	23	3-10	1-4	0-0	0-0-0	0	2	0	0	1	7
vs. California	-	20	2-4	1-1	0-0	1-0-1	3	1	1	0	0	5
vs. Arizona	-	20	0-6	0-2	0-0	0-2-2	0	0	0	0	0	0

### CAREER STATISTICS

Year	GP-GS	Min	FG-FGA	Pct	3PT-A	Pct	FT-FTA	Pct	O	D	Reb	Avg	Ast	To	PF-FO	Stl	Blk	Pts	Avg
2011-12	33-1	702	95-238	.399	24-72	.333	72-94	.766	16	73	89	2.7	46	54	60-1	26	1	286	8.7



## NATE TOMLINSON

**#1**

Senior • Point-Guard • 3L

6-3.5 • 185

Sydney, Australia

Lee Academy [Maine]

### 2010-11 (Junior Year)

PTS	REB	AST	ST	MIN	FG%	FT%	3-PT%
3.1	1.7	2.5	0.8	20.2	.500	.529	.463

- Started 29 of 34 games • Missed four games with injuries
- Handed-out a team best eight assists in home win over The Citadel (Dec. 17); also had six assists in wins over Maryland Eastern Shore (Dec. 29) and Texas Southern (Mar. 16)
- Third on the team in assists (84), fifth in steals (29) and three-pointers made (25)
- Recorded an assist in 28 games
- One of seven on the team averaging over 20 minutes a game
- Shot 50 percent from the field (36-of-72) • Led team in assists 10 times (five shared) and steals six times (three shared) • Running the point with more assists than turnovers in 24 of 34 games.

### 2009-10 (Sophomore Year)

PTS	REB	AST	ST	MIN	FG%	FT%	3-PT%
5.3	2.5	4.2	1.1	27.3	.462	.822	.433

- Ranked 74th nationally in assist-turnover ratio (2.03) and No. 114 in assists per game nationally (4.2 apg.)
- In Big 12 Conference (only games) ranked third in assist-turnover ratio (2.2) and fifth in assists (4.4)
- In Big 12 Conference (all games) ranked fourth in assists-turnover ratio (2.0) and sixth in assists (4.2 apg.)
- Led all conference sophomores in assists (130, 4.2 apg.) and in three-point field goal percentage (min. 60 attempts) at 43.3 percent • Played in 31 games with 21 starts
- Led the team in assists with 130 (4.2 apg.)
- Ran the point with more assists than turnovers in 23 of 31 games • First Buff since Chauncey Billups (1995-96 and 1996-97) to lead team in assists as a freshman and a sophomore (others: Toney Ellis, 1976-77, 1977-78; Jay Humphries, 1980-81, 1981-82) • 130 assists ranks second most in school history of all sophomores.

### Tomlinson Career Bests

Points	20	Arizona (Nov. 24, 2009)
Field Goals	8	at Stanford (Nov. 29, 2008)
FG Attempts	12	twice: vs. Buffalo (Dec. 29, 2008) at Stanford (Nov. 29, 2008)
3-Pt. Made	4	twice: at Air Force (Nov. 23, 2011) Arkansas-Pine Bluff (Nov. 14, 2008)
3-Pt. Att.	7	three times: at Air Force (Nov. 23, 2011) vs. Western Michigan (Nov. 20, 2011) at SMU (Jan. 5, 2009)
FTM	6	Gonzaga (Nov. 23, 2009)
FTA	7	Gonzaga (Nov. 23, 2009)
Rebounds	8	Oklahoma (Feb. 17, 2010)
Off. Reb.	3	Iowa State (Jan. 27, 2009)
Def. Reb.	8	Oklahoma (Feb. 17, 2010)
Assists	8	three times: The Citadel (Dec. 17, 2010) at Chaminade (Nov. 25, 2009) vs. Gonzaga (Nov. 23, 2009)
Steals	5	Chaminade (Nov. 25, 2009)
Blocks	1	twice: vs. Iowa State (Mar. 9, 2011) MD Eastern Shore (Dec. 29, 2010)
Minutes	44	Texas (Feb. 14, 2009)

### 2008-09 (Freshman Year)

PTS	REB	AST	ST	MIN	FG%	FT%	3-PT%
7.4	2.6	3.0	0.6	33.6	.461	.725	.427

Started all 28 games he participated in

- Finished in 16th place on CU's freshman points list with 206
- Became the first freshman since Chauncey Billups (1995-96) to lead team in assists
- Finished seventh on the school's all-time freshman assists list (83)
- Shared scoring honors with 18 points at Stanford (Nov. 29) on 8-for-12 shooting • Led CU in assists 14 times (five shared)
- First freshman point-guard since 2002-03 to start a season opener
- CU's first-ever basketball student-athlete from Australia.

**AUSTRALIA:** Member of Team Australia at the 2009 World University Games in July in Belgrade, Serbia • Member of the Under-19 national team summer of 2007 that competed at the World Championships in Serbia.

### CAREER STATISTICS

Year	GP-GS	Min	FG-FGA	Pct	3PT-A	Pct	FT-FTA	Pct	O	D	Reb	Avg	Ast	To	PF-FO	Stl	Blk	Pts	Avg
2011-12	34-32	1007	59-150	.393	36-103	.350	43-61	.705	4	64	68	2.0	106	54	63-0	32	0	197	5.8
2010-11	34-29	686	36-72	.500	25-54	.463	9-17	.529	4	55	59	1.7	84	41	66-1	29	2	106	3.1
2009-10	31-21	845	49-106	.462	29-67	.433	37-45	.822	7	69	76	2.5	130	64	77-2	33	0	164	5.3
2008-09	28-28	941	71-154	.461	35-82	.427	29-40	.725	14	59	73	2.6	83	77	61-2	17	0	206	7.4
<b>TOTAL</b>	<b>127-110</b>	<b>3479</b>	<b>215-482</b>	<b>.446</b>	<b>125-306</b>	<b>.409</b>	<b>118-163</b>	<b>.724</b>	<b>29</b>	<b>247</b>	<b>276</b>	<b>2.2</b>	<b>403</b>	<b>236</b>	<b>267-5</b>	<b>111</b>	<b>2</b>	<b>673</b>	<b>5.3</b>

## 2011-12 Game-by-Game (senior)

Game	GS	Min	FGs	3FGs	FTs	O-D-R	Pf	A	To	BL	ST	Pts
<b>FORT LEWIS</b>	*	28	1-4	1-3	2-2	0-1-1	1	4	2	0	3	5
vs. Wichita State	-	31	2-7	1-2	0-0	0-2-2	1	3	3	0	2	5
vs. Maryland	*	31	2-9	0-6	2-2	0-0-0	2	3	0	0	1	6
vs. W. Michigan	*	32	3-7	3-7	3-4	0-1-1	2	4	0	0	2	12
at Air Force	*	41	7-11	4-7	1-1	0-2-2	0	4	3	0	0	19
<b>GEORGIA</b>	*	32	2-5	1-3	2-6	0-1-1	1	2	1	0	0	7
at Colorado State	*	33	3-9	2-5	3-4	0-2-2	1	2	1	0	3	11
<b>FRESNO STATE</b>	*	34	2-2	2-2	1-2	0-6-6	2	6	2	0	0	7
<b>WYOMING</b>	*	21	0-1	0-1	0-0	0-3-3	4	3	4	0	1	0
<b>CSU BAKERSFIELD</b>	-	23	0-3	0-3	0-0	1-2-3	1	1	2	0	1	0
<b>TEXAS SOUTHERN</b>	*	29	0-3	0-3	1-2	1-2-3	1	7	5	0	0	1
<b>NEW ORLEANS</b>	*	20	0-1	0-1	0-0	0-2-2	1	3	1	0	0	0
<b>UTAH</b>	*	22	0-3	0-2	0-0	0-0-0	2	3	0	0	0	0
<b>WASHINGTON</b>	*	23	3-3	1-1	4-4	0-1-1	2	3	2	0	0	11
<b>WASHINGTON ST</b>	*	30	2-4	1-3	6-8	1-1-2	1	3	0	0	0	11
at California	*	36	0-3	0-2	0-0	0-3-3	4	1	1	0	0	0
at Stanford	*	29	1-2	1-2	0-0	0-3-3	2	2	0	0	1	3
<b>ARIZONA STATE</b>	*	26	3-6	2-5	0-0	0-1-1	2	2	1	0	2	8
<b>ARIZONA</b>	*	30	1-2	0-1	1-2	0-1-1	3	3	0	0	0	3
at USC	*	17	1-3	0-2	0-0	0-3-3	1	5	0	0	0	2
at UCLA	*	25	2-2	2-2	0-0	0-1-1	2	2	4	0	0	6
<b>OREGON STATE</b>	*	28	1-1	0-0	2-2	0-3-3	3	6	5	0	3	4
<b>OREGON</b>	*	32	1-5	1-4	4-7	0-2-2	1	4	1	0	2	7
at Arizona	*	34	3-6	3-4	0-1	0-2-2	3	4	1	0	0	9
at Arizona State	*	29	2-5	1-3	0-0	0-2-2	0	4	2	0	0	5
at Utah	*	33	1-3	0-1	4-5	0-1-1	2	3	2	0	0	6
<b>STANFORD</b>	*	34	3-8	2-5	0-0	0-3-3	2	1	0	0	0	8
<b>CALIFORNIA</b>	*	36	4-8	2-5	1-2	0-4-4	2	4	0	0	1	11
at Oregon	*	32	4-8	3-6	0-0	0-0-0	4	3	5	0	2	11
at Oregon State	*	29	1-2	0-1	2-2	0-1-1	2	1	0	0	1	4
vs. Utah	*	33	0-3	0-3	0-1	0-1-1	1	2	1	0	2	0
vs. Oregon	*	36	1-5	1-3	0-0	0-6-6	1	4	3	0	2	3
vs. California	*	31	2-3	2-3	4-4	0-0-0	3	3	0	0	1	10
vs. Arizona	*	27	1-3	0-2	0-0	0-1-1	3	1	2	0	2	2

## 2010-11 Game-by-Game (junior)

Game	GS	Min	FGs	3FGs	FTs	O-D-R	Pf	A	To	BL	ST	Pts
<b>IDAHO STATE</b>	*	29	2-4	2-4	0-0	0-2-2	3	3	2	0	0	6
at Georgia	*	33	1-1	1-1	2-2	0-0-0	4	1	2	0	1	5
at San Francisco	-	23	2-2	1-1	0-0	0-3-3	3	1	1	0	2	5
<b>ALCORN STATE</b>	*	27	3-4	2-3	0-0	0-1-1	2	2	0	0	3	8
at Harvard	*	31	0-1	0-0	0-0	0-4-4	2	2	0	0	3	0
<b>TX-PAN AMERICAN</b>	*	1	0-0	0-0	0-0	0-0-0	0	0	1	0	0	0
<b>OREGON STATE</b>	-	16	0-2	0-2	0-0	0-1-1	2	2	2	0	0	0
<b>COLORADO STATE</b>	*	36	3-5	1-3	1-2	1-2-3	3	3	1	0	1	8
<b>THE CITADEL</b>	*	19	1-2	1-2	0-0	0-2-2	4	8	1	0	1	3
<b>LONGWOOD</b>	*	17	0-1	0-1	0-0	0-2-2	3	3	1	0	0	0
vs. New Mexico	*	15	1-4	0-3	0-0	0-2-2	5	3	1	0	0	2
vs. Indiana	*	34	1-3	1-3	2-4	0-4-4	3	5	5	0	0	5
<b>MD EASTERN SHORE</b>	*	19	1-1	1-1	0-0	0-3-3	2	6	2	1	0	3
at Cal St. Bakersfield	*	19	2-3	2-3	0-0	0-2-2	3	0	1	0	3	6
<b>WESTERN N.MEXICO</b>	did not play (injured)											
<b>MISSOURI</b>	*	17	0-2	0-1	0-1	0-3-3	3	0	1	1	0	0
at Kansas State	*	14	0-1	0-1	0-0	0-2-2	2	1	4	0	0	0
<b>OKLAHOMA STATE</b>	*	19	0-1	0-1	1-2	0-1-1	1	1	0	0	0	1
at Nebraska	*	14	0-2	0-1	0-0	0-0-0	1	3	0	0	1	0
at Oklahoma	*	15	0-0	0-0	0-0	1-1-2	3	0	0	0	0	0
<b>KANSAS</b>	*	29	3-6	2-3	0-0	0-0-0	4	3	0	0	1	8
at Baylor	*	16	1-3	0-1	1-2	0-1-1	2	2	1	0	1	3
<b>IOWA STATE</b>	*	29	4-6	2-4	0-0	0-1-1	1	5	2	0	1	10
at Missouri	*	3	0-0	0-0	0-0	0-1-1	3	0	0	0	0	0
<b>TEXAS A&amp;M</b>	did not play (injured)											
<b>KANSAS STATE</b>	did not play (injured)											
at Kansas	-	6	0-0	0-0	0-0	0-0-0	0	0	0	0	0	0
at Texas Tech	-	24	1-2	1-2	0-0	0-2-2	0	2	0	0	0	0
<b>TEXAS</b>	*	27	1-1	1-1	0-0	0-3-3	2	3	0	0	0	3
at Iowa State	*	22	3-6	1-4	1-1	0-2-2	1	3	2	0	0	8
<b>NEBRASKA</b>	*	16	0-0	0-0	1-2	0-1-1	1	1	1	0	0	1
vs. Iowa State	*	20	0-0	0-0	0-0	1-1-2	2	4	1	1	1	0
vs. Kansas State	*	16	1-1	1-1	0-0	0-2-2	0	1	2	0	0	3
vs. Kansas	*	22	3-4	3-4	0-1	0-1-1	1	4	2	0	2	9
<b>TEXAS SOUTHERN</b>	*	27	0-0	0-0	0-0	0-0-0	0	6	2	0	2	0
<b>CAL</b>	*	18	1-3	1-2	0-0	1-2-3	0	1	0	0	0	3
<b>KENT STATE</b>	did not play (injured)											
vs. Alabama	-	12	1-1	1-1	0-0	0-3-3	0	3	2	0	2	3

## 2009-10 Game-by-Game (sophomore)

Game	GS	Min	FGs	3FGs	FTs	O-D-R	Pf	A	To	BL	ST	Pts
<b>ARK.-PINE BLUFF</b>	-	32	2-5	1-2	2-2	0-6-6	3	7	1	0	0	7
<b>COPPIN STATE</b>	-	15	0-3	0-3	0-0	0-7-7	3	3	1	0	0	0
<b>TEXAS SOUTHERN</b>	-	24	3-3	2-2	0-0	0-1-1	1	2	2	0	2	8
vs. Gonzaga	-	33	1-5	0-1	6-7	0-1-1	2	8	2	0	0	8
vs. Arizona	-	33	7-9	3-3	3-3	1-2-3	3	4	2	0	0	20
at Chaminade	-	28	2-3	1-1	0-0	0-4-4	2	8	3	0	5	5
<b>SAN FRANCISCO</b>	-	26	2-2	2-2	0-0	0-3-3	1	6	1	0	2	6
at Oregon State	-	26	1-5	0-3	0-3	0-3-3	3	3	2	0	0	2
<b>COLO. CHRISTIAN</b>	*	28	1-2	0-1	4-4	0-3-3	2	3	2	0	3	6
at Colorado State	-	19	1-2	1-2	0-0	1-1-2	1	0	3	0	1	3
<b>CSU NORTHRIDGE</b>	*	30	3-3	2-2	0-0	0-1-1	1	4	2	0	2	8
<b>YALE</b>	*	30	1-3	0-1	2-3	0-4-4	1	2	3	0	3	4
at Tulsa	*	26	3-6	1-4	0-0	1-2-3	3	4	1	0	0	7
<b>MIAMI (OH)</b>	*	32	1-1	1-1	2-2	1-2-3	2	2	2	0	0	5
at Texas	*	23	2-4	1-3	2-3	0-1-1	3	6	2	0	0	7
<b>BAYLOR</b>	*	31	3-6	2-4	3-4	0-1-1	3	4	0	0	2	11
<b>KANSAS STATE</b>	*	26	0-1	0-0	0-0	0-1-1	4	6	2	0	2	0
at Oklahoma State	*	16	0-2	0-1	0-0	0-1-1	0	3	4	0	0	0
at Texas A&M	*	23	0-3	0-3	0-0	0-0-0	2	6	3	0	0	0
<b>NEBRASKA</b>	*	34	2-5	2-5	4-4	2-4-6	1	5	3	0	2	10
at Iowa State	*	24	1-5	1-3	0-0	0-1-1	5	4	1	0	4	3
<b>KANSAS</b>	*	38	2-4	1-3	0-0	0-1-1	4	5	3	0	0	5
<b>MISSOURI</b>	*	36	2-5	2-4	2-2	0-2-2	2	3	0	0	0	8
at Kansas State	*	31	0-0	0-0	0-0	0-0-0	2	3	4	0	0	0
<b>OKLAHOMA</b>	*	28	4-6	2-4	3-4	0-8-8	4	3	2	0	1	13
at Kansas	*	24	0-0	0-0	0-0	0-1-1	5	4	1	0	1	0
at Missouri	*	17	0-1	0-1	0-0	0-0-0	2	3	2	0	1	0
<b>IOWA STATE</b>	*	32	1-4	0-2	0-0	0-3-3	3	5	1	0	0	2
at Nebraska	*	31	2-4	2-3	0-0	0-2-2	2	6	1	0	1	6
<b>TEXAS TECH</b>	-	19	0-0	0-0	4-4	0-0-0	4	6	1	0	1	4
vs. Texas Tech	*	30	2-4	2-3	0-0	1-3-4	3	3	4	0	0	6

## 2008-09 Game-by-Game (freshman)

Game		GS	Min	FGs	3FGs	FTs	O-D-R	Pf	A	To	BL	ST	Pts
ARK.-PINE BLUFF	*	33	4-5	4-5	0-0	0-4-4	1	3	0	0	0	0	12
MONTANA STATE	*	38	2-8	0-2	0-2	2-3-5	4	4	3	0	0	0	4
HARVARD	*	34	1-2	0-1	2-2	0-1-1	3	5	4	0	0	0	4
LAFAYETTE	*	36	2-5	1-2	5-6	0-4-4	2	3	3	0	2	10	10
at Stanford	*	35	8-12	1-4	1-2	0-3-3	0	3	3	0	0	0	18
TCU			did not play (injured)										
COLORADO STATE	*	36	5-6	1-2	0-1	0-4-4	1	3	2	0	1	11	11
PRAIRIE VIEW A&M	*	28	2-5	1-2	0-0	0-1-1	0	4	3	0	1	5	5
La.-MONROE	*	20	1-4	1-3	2-2	1-2-3	4	4	0	0	0	0	5
vs. Coppin State	*	35	3-4	3-4	0-0	0-3-3	0	6	6	0	1	9	9
vs. Buffalo	*	38	5-12	0-4	3-3	1-0-1	2	3	2	0	1	13	13
vs. Vermont	*	34	3-8	1-4	4-4	1-1-2	1	1	1	0	0	0	11
at SMU	*	34	4-11	2-7	0-1	0-2-2	1	5	3	0	1	10	10
WESTERN STATE	*	35	3-8	1-3	2-4	1-1-2	4	3	0	0	0	9	9
at Missouri	*	29	0-1	0-1	2-2	1-1-2	3	3	4	0	0	2	2
KANSAS	*	33	0-2	0-1	0-0	0-2-2	3	1	7	0	1	0	0
at Texas Tech	*	37	3-8	3-5	0-0	1-3-4	1	1	2	0	4	9	9
KANSAS STATE	*	23	2-4	1-2	1-2	0-0-0	5	1	4	0	1	6	6
IOWA STATE	*	33	3-6	2-4	1-2	3-3-6	1	1	0	0	0	9	9
at Kansas	*	32	3-4	1-2	0-0	0-0-0	1	2	0	0	0	7	7
NEBRASKA	*	38	1-3	1-2	2-2	0-1-1	3	1	3	0	0	5	5
at Oklahoma	*	38	4-6	3-3	0-0	0-4-4	5	4	4	0	0	11	11
at Iowa State	*	31	1-3	1-2	0-0	0-4-4	0	1	2	0	1	3	3
TEXAS	*	44	1-5	1-4	2-3	0-1-1	3	5	1	0	0	5	5
at Nebraska	*	34	2-7	2-5	0-0	1-2-3	3	0	6	0	0	6	6
MISSOURI	*	23	1-2	1-1	0-0	0-2-2	2	3	4	0	0	3	3
OKLAHOMA STATE			did not play (injured)										
at Baylor			did not play (injured)										
TEXAS A&M	*	34	2-2	0-0	0-0	0-2-2	2	7	1	0	0	4	4
at Kansas State	*	37	3-6	2-3	2-2	2-3-5	4	4	6	0	2	10	10
vs. Texas	*	39	2-5	1-4	0-0	0-2-2	2	3	0	1	5		



# Shannon Sharpe

#2

Redshirt-Sophomore

Point-Guard • 1L

6-1 • 210

Corona, Calif.

Centennial HS

## 2010-11 (Redshirt-Freshman)

PTS	REB	AST	ST	MIN	FG%	FT%	3-PT%
2.1	1.3	1.2	0.3	13.1	.420	.647	.067

- Tied a school record for games played in a season (38)
- Made three starts
- Fifth in assists (46) with a 1.77 assist-to-turnover ratio
- Handed-out a season-best six assists in home win over Texas-Pan American (Nov. 30) • Also had five assists in home win over Longwood (Dec. 19)
- Recorded a season-high nine points against Maryland Eastern Shore and came off the bench to score eight points with a conference season best 21 minutes in two-point home win over Kansas State (Feb. 12)
- Featured as No. 1 highlight on ESPN SportsCenter Top Plays (March 18 against Cal) with a monster dunk following a missed shot.

**2009-10 (freshman):** Missed the entire 2009-10 season after suffering a left knee injury during pre-season workouts in October • Successful micro-fracture surgery in November.

**ACADEMICS:** Open Option major in Colorado's College of Arts and Sciences.

**PERSONAL:** Born April 8, 1990 in Riverside, Calif. • Son of the late Jude and Monique Sharpe • Has a younger sister, Shari • Nickname is "duece."

## Sharpe Career Bests

Points	9	MD Eastern Shore (Dec. 29, 2010)
Field Goals	3	four times, recent: Texas Southern, Mar. 16, 2011
FG Attempts	5	California (Mar. 18, 2011)
3-Pts Made	1	New Mexico (Dec. 22, 2010)
3-Pt Att.	2	Iowa State (Feb. 1, 2011)
FTM	4	CSU-Bakersfield (Jan. 2, 2011)
FTA	4	three times: Stanford (Feb. 23, 2012) Western N. Mexico (Jan. 5, 2011) CSU-Bakersfield (Jan. 2, 2011)
Rebounds	4	Tex.-Pan American (Nov. 23, 2010)
Off. Rebs.	2	four times, recent: Texas (Feb. 26, 2011)
Def. Reb.	3	at Kansas State (Jan. 12, 2011)
Assists	6	TX-Pan American (Nov. 30, 2010)
Steals	2	TX-Pan American (Nov. 30, 2010)
Blocks	2	twice: Longwood (Dec. 19, 2010) at San Francisco (Nov. 20, 2010)
Minutes	28	TX-Pan American (Nov. 30, 2010)

## 2011-12 Game-by-Game (senior)

Game	GS	Min	FGs	3FGs	FTs	O-D-R	Pf	A	To	BL	ST	Pts
<b>FORT LEWIS</b>	-	17	1-2	0-0	0-1	1-1-2	1	1	2	0	0	2
vs. Wichita State	-	9	0-0	0-0	2-2	1-1-2	0	1	1	0	0	2
vs. Maryland	-	12	1-2	1-1	1-5	0-1-1	0	1	1	1	0	4
vs. W. Michigan	-	3	0-1	0-0	0-2	1-1-2	0	0	1	1	0	0
at Air Force	-	1	0-0	0-0	0-0	0-0-0	1	0	1	0	0	0
<b>FRESNO STATE</b>	-	3	0-0	0-0	0-0	0-1-1	1	1	0	1	0	0
<b>TEXAS SOUTHERN</b>	-	9	0-1	0-0	0-2	0-0-0	1	2	0	0	0	0
<b>NEW ORLEANS</b>	-	12	0-1	0-0	2-2	0-4-4	0	0	1	0	0	4
<b>UTAH</b>	-	4	0-0	0-0	0-0	0-1-1	0	2	0	0	0	0
<b>WASHINGTON</b>	-	1	0-0	0-0	0-0	0-0-0	0	0	1	0	0	0
<b>ARIZONA STATE</b>	-	3	0-1	0-0	0-0	0-0-0	2	0	2	0	0	0
at USC	-	10	0-1	0-0	0-0	0-1-1	1	0	0	0	0	0
<b>OREGON STATE</b>	-	3	0-1	0-0	0-0	1-0-1	1	0	0	0	0	0
<b>STANFORD</b>	-	10	1-2	0-1	2-4	0-1-1	0	0	1	0	1	4
at Oregon State	-	4	2-3	0-0	0-1	0-0-0	0	0	0	0	0	4
vs. Utah	-	2	0-0	0-0	0-0	0-0-0	0	0	0	0	0	0

## 2010-11 Game-by-Game (freshman)

Game	GS	Min	FGs	3FGs	FTs	O-D-R	Pf	A	To	BL	ST	Pts
<b>IDAHO STATE</b>	-	19	0-0	0-0	1-2	0-0-0	3	1	2	1	1	1
at Georgia	-	12	2-2	0-0	0-1	1-1-2	3	0	2	0	0	4
at San Francisco	*	21	0-0	0-0	0-2	1-0-1	2	1	0	2	0	0
<b>ALCORN STATE</b>	*	17	1-1	0-0	2-2	0-2-2	2	3	0	0	0	4
at Harvard	-	14	1-3	0-0	0-0	2-0-2	1	0	2	0	0	2
<b>TX PAN AMERICAN</b>	-	28	0-3	0-1	0-2	2-2-4	2	6	2	1	2	0
<b>OREGON STATE</b>	-	15	0-1	0-1	0-2	0-1-1	0	1	1	0	1	0
<b>COLORADO STATE</b>	-	11	0-0	0-0	0-0	0-1-1	1	1	0	0	0	0
<b>THE CITADEL</b>	-	14	1-3	0-1	2-2	0-0-0	2	2	0	0	0	4
<b>LONGWOOD</b>	-	23	1-4	0-1	0-0	2-1-3	2	5	0	2	0	3
vs. New Mexico	-	11	3-3	1-1	0-0	0-0-0	0	2	0	0	0	7
vs. Indiana	-	9	0-1	0-1	0-0	0-0-0	0	0	1	0	0	0
<b>MD EASTERN SHORE</b>	-	21	3-4	0-1	3-3	0-2-2	1	3	2	1	1	9
at Cal St. Bakersfield	-	18	0-1	0-0	4-4	0-1-1	0	0	3	0	1	4
<b>WESTERN N. MEXICO</b>	*	27	1-4	0-1	0-0	1-0-1	0	1	2	0	1	2
<b>MISSOURI</b>	-	11	0-0	0-0	0-0	1-0-1	0	1	1	1	0	0
at Kansas State	-	15	1-2	0-1	2-2	0-3-3	2	2	0	0	0	4
<b>OKLAHOMA STATE</b>	-	12	0-0	0-0	0-0	0-1-1	0	1	0	0	0	0
at Nebraska	-	10	0-1	0-1	0-0	0-1-1	0	1	0	0	1	0
at Oklahoma	-	9	0-2	0-1	0-0	0-1-1	1	0	0	0	0	0
<b>KANSAS</b>	-	9	0-0	0-0	1-2	0-1-1	0	2	0	0	0	1
at Baylor	-	7	0-0	0-0	0-0	0-1-1	1	0	0	0	1	0
<b>IOWA STATE</b>	-	17	1-4	0-2	1-2	1-2-3	1	1	0	0	0	3
at Missouri	-	15	2-3	0-0	0-0	0-0-0	2	1	1	0	1	4
<b>TEXAS A&amp;M</b>	-	17	1-2	0-0	0-0	0-1-1	0	0	0	0	0	2
<b>KANSAS STATE</b>	-	21	3-4	0-1	2-4	0-2-2	1	0	2	0	0	8
at Kansas	-	3	0-0	0-0	0-0	0-1-1	0	0	1	0	0	0
at Texas Tech	-	12	0-0	0-0	0-0	1-1-2	1	2	0	0	0	0
<b>TEXAS</b>	-	3	0-1	0-0	0-0	2-0-2	1	0	0	0	0	0
at Iowa State	-	4	0-1	0-1	0-0	0-0-0	0	1	1	0	0	0
<b>NEBRASKA</b>	-	8	0-0	0-0	0-0	0-2-2	0	0	0	0	0	0
vs. Iowa State	-	3	0-1	0-0	0-0	0-0-0	0	1	0	0	0	0
vs. Kansas State	-	12	0-4	0-0	0-0	0-2-2	0	0	0	0	0	0
vs. Kansas	-	7	2-2	0-0	0-0	0-0-0	0	1	0	0	0	4
<b>TEXAS SOUTHERN</b>	-	14	3-4	0-0	0-0	0-1-1	3	3	2	0	0	6
<b>CAL</b>	-	12	2-5	0-0	0-0	1-0-1	2	1	0	0	0	6
<b>KENT STATE</b>	-	15	1-3	0-0	2-2	1-1-2	1	2	0	1	1	4
vs. Alabama	-	2	0-0	0-0	0-0	0-0-0	0	0	1	0	0	0

## CAREER STATISTICS

Year	GP-GS	Min	FG-FGA	Pct	3PT-A	Pct	FT-FTA	Pct	O	D	Reb	Avg	Ast	To	PF-FO	Stl	Blk	Pts	Avg
2011-12	16-0	103	5-15	.333	1-3	.333	7-19	.368	4	12	16	1.1	8	11	8-0	1	3	18	1.1
2010-11	38-3	498	29-69	.420	1-15	.067	22-34	.647	16	32	48	1.3	46	26	36-0	11	9	81	2.1
<b>TOTAL</b>	<b>54-3</b>	<b>601</b>	<b>34-84</b>	<b>.405</b>	<b>2-18</b>	<b>.111</b>	<b>29-53</b>	<b>.547</b>	<b>20</b>	<b>44</b>	<b>64</b>	<b>1.2</b>	<b>54</b>	<b>37</b>	<b>44-0</b>	<b>12</b>	<b>12</b>	<b>99</b>	<b>1.8</b>





## Shane Harris-Tunks

## #15

Redshirt-Sophomore • Center/Forward

6-11 • 245 • 1L

Liverpool, New South Wales, Australia

Australian Institute of Sport

**2010-11 (sophomore):** Missed the entire basketball season after tearing anterior cruciate ligament (ACL) in his left knee (October 2010) • Received a medical redshirt • Three years remaining as a Buffalo • Will be a junior in the classroom during the 2011-12 season, a redshirt-sophomore on the basketball court • Added 25 pounds of muscle to his 6-foot-11

frame during the 2010 spring/summer.

**2009-10 (freshman):** Played 28 games with three starts • Led team in blocked shots (14) and was eighth among all Big 12 Conference freshman blocks • Fifth CU freshman to lead team in blocked shots (David Harrison, Stephane Pelle, Carlton Carter, Matt Bullard) • Shot 22-for-36 from field (61.1 percent) • Started at Texas (Jan. 9); Baylor (Jan. 12); Kansas State (Jan. 16) • Against the Bears, season-best 23 minutes with two steals • Played 23 minutes in home win over Oklahoma (Feb. 17) with a conference-best five rebounds • Led team with seven rebounds, two blocks in win over Chaminade (Nov. 25) and played 11 minutes against Arizona (Nov. 24) at the EA Sports/Maui Invitational with three points, two rebounds, one steal, one block • Blocked shot leader seven times; steals four times and rebounding once.

**AUSTRALIA:** Member of Team Australia that placed fourth at the 2009 FIBA U19 World Championship and played in eight games averaging 2.5 ppg. • 2009 U/20s National Championships - 2nd Place (New South Wales) • 2008 U/20s National Championships - 2nd Place (NSW) • Represented Australian U/19 at the Albert-Schweitzer Tournament in Germany and a third place finish.

**ACADEMICS:** Advertising major in CU's School of Journalism • Enjoys reading and drawing.

**PERSONAL:** Born Shane Daniel Harris-Tunks on May 27, 1990 in Sydney, Australia • Son of Michael Tunks and Jan Harris • Youngest of three children, sister, Kaley; brother, David.

### 2011-12 Game-by-Game (RS-Sophomore)

Game	GS	Min	FGs	FTs	O-D-R	Pf	A	To	BL	ST	Pts
<b>FORT LEWIS</b>	-	17	2-4	0-1	2-0-2	4	0	2	0	0	4
vs. Wichita State	*	17	2-2	4-5	0-2-2	1	2	0	0	0	8
vs. Maryland	-	18	0-0	1-2	1-3-4	1	1	1	0	0	1
vs. W. Michigan	-	25	3-6	2-2	4-4-8	4	0	3	1	0	8
at Air Force	-	12	1-3	0-0	1-3-4	3	0	2	0	0	2
<b>GEORGIA</b>	-	23	2-6	0-0	0-1-1	2	0	0	1	0	4
at Colorado State	-	8	1-2	1-1	0-1-1	2	1	2	0	2	3
<b>FRESNO STATE</b>	-	9	1-2	0-0	0-3-3	1	0	0	0	0	2
<b>WYOMING</b>	-	13	0-1	1-2	1-1-2	1	0	1	1	3	1
<b>CSU BAKERSFIELD</b>	-	13	0-1	0-2	0-1-1	1	0	0	0	1	0
<b>TEXAS SOUTHERN</b>	-	11	2-2	0-0	0-1-1	2	0	1	0	0	4
<b>NEW ORLEANS</b>	-	14	1-1	0-0	1-4-5	1	1	3	1	0	2
<b>UTAH</b>	-	13	2-4	1-2	4-0-4	2	0	2	1	0	5
<b>WASHINGTON</b>	-	9	0-3	0-0	0-0-0	0	1	0	2	2	0
<b>WASHINGTON ST</b>	-	7	0-0	0-0	0-1-1	0	0	1	0	0	0
at California	-	11	0-0	3-6	1-2-3	0	0	0	0	0	3
at Stanford	-	5	0-0	1-2	0-0-0	2	0	2	0	0	1
<b>ARIZONA STATE</b>	-	13	2-5	1-2	0-0-0	1	1	0	0	0	5
<b>ARIZONA</b>	-	15	2-4	0-0	1-4-5	3	1	0	0	0	4
at USC	-	15	1-3	0-1	0-1-1	1	0	1	0	1	2
at UCLA	-	14	2-2	1-2	0-2-2	2	0	1	0	0	5
<b>OREGON STATE</b>	-	17	2-2	0-0	0-5-5	4	0	3	0	0	5
<b>OREGON</b>	-	15	1-1	4-4	0-0-0	3	1	2	0	0	6
at Arizona	-	12	0-1	1-2	0-0-0	3	0	2	1	0	1
at Arizona State	-	9	0-3	0-0	0-2-2	3	1	0	0	0	0
at Utah	-	8	1-1	0-0	0-1-1	0	0	0	0	0	2
<b>STANFORD</b>	-	8	0-0	0-0	0-0-0	0	0	1	0	0	0
<b>CALIFORNIA</b>	-	12	2-4	0-0	2-1-3	0	0	0	0	0	4
at Oregon	-	12	3-3	0-0	2-0-2	0	1	1	0	0	6
at Oregon State	-	16	0-1	0-3	0-2-2	4	0	2	0	0	0
vs. Utah	-	10	0-0	0-0	0-1-1	2	0	0	1	0	0
vs. Oregon	-	10	2-3	0-0	0-1-1	1	0	2	0	0	4
vs. California	-	11	0-1	0-0	0-3-3	1	1	2	0	0	0
vs. Arizona	-	14	1-4	0-0	1-5-6	2	1	1	0	0	2

## Harris-Tunks Career Bests

Points	8	twice: vs. Western Michigan (Nov. 20) vs. Wichita State (Nov. 17)
Field Goals	3	four times: at Oregon (March 1, 2012) vs. Western Michigan (Nov. 20) at Missouri (Feb. 24, 2010) at Chaminade (Nov. 25, 2009)
FG Attempts	6	vs. Western Michigan (Nov. 20)
FTM	4	vs. Wichita State (Nov. 17)
FTA	6	at California (Jan. 12, 2012)
Rebounds	8	vs. Western Michigan (Nov. 20)
Off. Reb.	4	twice: Utah (Dec. 31, 2011) vs. Western Michigan (Nov. 20)
Def. Reb.	5	three times: Oregon State (Feb. 2, 2012) Oklahoma (Feb. 17, 2010) at Chaminade (Nov. 25, 2009)
Assists	2	three times: at California (Jan. 12, 2012) vs. Wichita State (Nov. 17)) Iowa State (Feb. 27, 2010)
Steals	3	Wyoming (Dec. 9, 2011)
Blocks	2	four times: Washington (Jan. 5, 2012) Oklahoma (Feb. 17, 2010) at Chaminade (Nov. 25, 2009) Ark.-Pine Bluff (Nov. 13, 2009)
Minutes	25	vs. Western Michigan (Nov. 20)

### 2009-10 Game-by-Game (freshman)

Game	GS	Min	FGs	FTs	O-D-R	Pf	A	To	BL	ST	Pts
ARK.-PINE BLUFF	-	7	2-2	0-0	0-2-2	0	0	2	2	2	4
COPPIN STATE	-	9	0-0	0-0	0-1-1	2	0	2	1	0	0
TEXAS SOUTHERN	-	9	1-1	0-0	0-2-2	4	0	0	0	0	2
vs. Gonzaga	-	6	1-1	0-0	0-0-0	4	0	1	1	1	2
vs. Arizona	-	11	1-1	1-2	1-1-2	1	1	1	1	1	3
at Chinanade	-	16	3-3	0-0	2-5-7	1	0	2	2	1	6
SAN FRANCISCO	-	17	2-4	0-1	0-1-1	3	0	1	0	1	4
at Oregon State	-	15	1-2	0-0	2-2-4	4	0	2	0	0	2
COLO. CHRISTIAN	-	14	1-1	0-0	0-1-1	5	0	1	0	0	2
at Colorado State	-	12	1-1	0-0	0-3-3	2	0	1	1	0	2
CSU NORTHBRIDGE	-	12	2-2	0-1	0-3-3	1	0	5	0	1	4
YALE	-	18	0-0	1-2	0-3-3	1	0	2	0	1	1
at Tulsa	-	7	0-0	2-2	1-0-1	3	1	2	1	2	2
MIAMI (OH)	-	15	0-1	0-0	0-3-3	2	1	2	1	0	0
at Texas	*	13	1-2	0-0	0-0-0	5	0	0	0	1	2
BAYLOR	*	23	2-5	0-2	0-0-0	1	1	0	0	2	4
KANSAS STATE	*	17	0-0	1-3	0-1-1	4	0	1	1	0	1
at Oklahoma State	-	12	0-2	0-0	1-0-1	3	0	1	0	0	0
at Texas A&M	-	2	0-0	0-0	0-0-0	1	0	1	0	0	0
NEBRASKA	-	5	0-0	0-0	0-0-0	1	0	0	0	0	0
at Iowa State	-	4	0-1	0-0	0-0-0	0	0	1	0	0	0
KANSAS	-	15	1-2	0-1	1-2-3	3	0	2	1	0	2
MISSOURI	-	4	0-0	0-0	0-0-0	0	0	0	0	0	0
at Kansas State			did not play								
OKLAHOMA	-	23	0-2	0-0	0-5-5	2	1	0	2	0	0
at Kansas	-	11	0-0	1-2	0-0-0	4	0	2	0	1	1
at Missouri	-	20	3-3	0-0	1-1-2	3	0	2	0	0	6
IOWA STATE	-	10	0-0	0-0	0-0-0	4	0	0	0	0	0
at Nebraska	-	1	0-0	0-0	0-0-0	0	0	0	0	1	0
TEXAS TECH			did not play								
vs. Texas Tech			did not play								

## CAREER STATISTICS

Year	GP-GS	Min	FG-FGA	Pct	3PT-A	Pct	FT-FTA	Pct	O	D	Reb	Avg	Ast	To	PF-FO	Stl	Blk	Pts	Avg
2011-12	34-1	436	36-75	.480	0-0	.000	21-39	.538	21	55	76	2.2	15	40	57-0	10	9	93	2.7
2010-11		injured – did not play																	
2009-10	28-3	328	22-36	.611	0-0	.000	6-16	.375	9	36	45	1.6	7	34	64-2	15	14	50	1.8
<b>TOTAL</b>	<b>62-4</b>	<b>764</b>	<b>58-111</b>	<b>.523</b>	<b>0-0</b>	<b>.000</b>	<b>27-55</b>	<b>.491</b>	<b>30</b>	<b>91</b>	<b>121</b>	<b>2.0</b>	<b>22</b>	<b>74</b>	<b>121-2</b>	<b>25</b>	<b>23</b>	<b>143</b>	<b>2.3</b>



## André Roberson

**#21**

Sophomore • Forward • 1L

6-7 • 210

San Antonio, Texas

Wagner HS

### 2010-11 (Freshman Year)

PTS	REB	AST	ST	BLK	MIN	FG%	FT%	3-PT%
6.7	7.8	0.9	1.3	1.1	22.3	.580	.553	.343

### 2010-11 RECORDS

- Most rebounds by a freshman (297).
- Most rebounds single-season by a guard (297).
- Most blocked shots single-season by a freshman (42).
- In Big 12 Conference play (15 years) most offensive rebounds (10) vs. Baylor, Jan. 29, 2011; also a season-best on offensive glass.

### 2010-11 Records Tied

- Most rebounds by a freshman in a game (15, vs. Iowa State, March 9, 2011, at Kansas City).
- Most games played in a season (38) • Most single-season fouls (112).

### 2010-11 NOTES

- University of Colorado Stephane Pelle Rebounding Award.
- CUSPY Awards (CU Sports Performers of the Year) Co-Male Freshman Athlete of the Year Award.
- First CU freshman to lead team in rebounds (297), steals (51), blocks (42). Became only the fourth Big 12 player to accomplish this feat (Michael Beasley, Kansas State; Antoine Wright, Texas A&M; Kevin Durant, Texas).
- 100th nationally in rebounding per game (7.8 rpg.).
- Tied for fifth nationally in freshman rebounding (only player with zero starts). Of the top six freshman rebounders, ranked second (14.0) of the six per 40 minutes.
- Sixth CU freshman to lead team in blocked shots (Shane Harris-Tunks, David Harrison, Stephane Pelle, Carlton Carter, Matt Bullard).
- Five double-doubles.
- 297 rebounds tied for 12th in school history for rebounds in a season.
- 12 games with 10+ rebounds Seven games with 10 or more points.
- 51 steals ranked third of all CU freshman guards and 15th overall in single-season steals.
- Shot 50 percent from the field 24 times; 60 percent or better: 18 times; 70 percent or better: 10 times; 80 percent or better: eight times.
- Led CU in rebounding 23 times (five shared); blocked shots 20 times (seven shared); steals 13 times (six shared); assists three times (twice shared).
- Grabbed 10 or more rebounds in 12 games; 9+ in 15 games; 8+ in 20 games; and had 5 or more in 31 games.
- Season-best 10 defensive boards against Kansas State (Mar. 10) at the Big 12 Championships.
- Ranked number one in NIT field goal percentage (min. 15 attempts) with 77.3 percent (17-of-22).
- Last seven games of the season (all-post-season): shot 70 percent from the field (28-for-40) averaging 9.7 ppg. and 9.4 rpg.

**Big 12 (only):** Second in offensive rebounds (3.1) • Sixth in rebounding (7.3) • t11th in defensive rebounding (4.2) • t-13th in blocked shots (0.9) • t-14th in steals (1.2).

### Roberson Career Bests

Points	21	Fresno State (Dec. 7, 2011) vs. Maryland (Nov. 18, 2011)
Field Goals	7	three times: at Stanford (Jan. 14, 2012) vs. Maryland (Nov. 18, 2011) Texas Southern (Mar. 16, 2011)
FG Attempts	14	vs. Maryland (Nov. 18, 2011)
3-Pt. Made	2	twice: vs. Maryland (Nov. 18, 2011) Longwood (Dec. 19, 2010)
3-Pt Att.	4	vs. Maryland (Nov. 18, 2011)
FTM	9	Fresno State (Dec. 7, 2011)
FTA	11	Stanford (Feb. 23, 2012) Georgia (Nov. 28, 2011)
Rebounds	17	Utah (Dec. 31, 2011)
Off. Reb.	10	at Baylor (Jan. 29, 2011)
Def. Reb.	13	at Utah (Feb. 18, 2012) Fort Lewis College (Nov. 11, 2011)
Assists	5	Texas (Feb. 26, 2011)
Steals	4	at Arizona State (Feb. 2, 2012) at UCLA (Jan. 28, 2012)
Blocks	7	Oregon (Feb. 4, 2012)
Minutes	34	at Oregon (Mar. 1, 2012) Georgia (Nov. 28, 2011)

**Big 12 (all games):** Tied for second in rebounding (7.8) • Fifth in offensive rebounds (2.8) • Tied for fifth in defensive rebounding (5.0) • 10th in blocked shots (1.1) • 12th in steals (1.3)

**WAGNER HS:** Averaged 15 points, 12 rebounds and 1.7 blocked shots per game during his season year • Led team in rebounding and blocks senior year • Helped the Thunderbirds to a pair of consecutive Texas Class 5-A state semifinal appearances • Member of two region championship teams • Helped team to a 39-2 record during senior year and a No. 22 national ranking, in addition to No. 4 state ranking and No. 1 in the section • District 27-5A Most Valuable Player • Named to the All-Area Class 5-A Super Team • First-team all-state selection junior and senior years • Two-time District 27-5A • Two-time all-region and all-state selection • As a junior, averaged 9.3 points and 9.1 rebounds per game.

**ACADEMICS:** Open Option major in Colorado's College of Arts and Sciences.

**PERSONAL:** Born Dec. 4, 1991 • Son of John and Lisa Roberson • Comes from an athletic family, father played basketball collegiately at New Mexico State (1985-89) and professionally overseas for 12 years; mother played volleyball at New Mexico State (1985-89) • Younger sister, Arielle will be a freshman on the CU women's basketball team in 2011-12 • Older sisters played in the Big 12 Conference: Ashlee averaged 12.2 ppg. and was 2009-10 All-Big 12 honorable mention at Texas Tech; Amber, is a senior at the University of Texas and a three-year volleyball letterwinner • Roberson was the first student-athlete signed by Coach Boyle.

### CAREER STATISTICS

Year	GP-GS	Min	FG-FGA	Pct	3PT-A	Pct	FT-FTA	Pct	O	D	Reb	Avg	Ast	To	PF-FO	Stl	Blk	Pts	Avg
2011-12	34-33	1014	141-277	.509	18-48	.375	94-155	.606	107	270	377	11.1	39	58	81-2	41	64	394	11.6
2010-11	38-0	847	101-174	.580	12-35	.343	42-76	.553	106	191	297	7.8	33	44	112-6	51	42	256	6.7
<b>TOTAL</b>	<b>72-33</b>	<b>1861</b>	<b>242-451</b>	<b>.537</b>	<b>30-83</b>	<b>.361</b>	<b>136-231</b>	<b>.589</b>	<b>213</b>	<b>461</b>	<b>674</b>	<b>9.4</b>	<b>72</b>	<b>102</b>	<b>193-8</b>	<b>92</b>	<b>106</b>	<b>650</b>	<b>9.0</b>

### 2011-12 Game-by-Game (sophomore)

Game	GS	Min	FGs	3FGs	FTs	O-D	R	Pf	A	To	BL	ST	Pts
<b>FORT LEWIS</b>	*	28	4-9	1-3	4-5	2-13	15	3	1	2	1	0	13
vs. Wichita State	-	31	2-7	0-0	0-2	1-9	10	3	1	3	1	2	4
vs. Maryland	*	31	7-14	2-4	5-8	4-9	13	3	0	0	0	1	21
vs. W. Michigan	*	11	1-2	0-0	1-2	2-4	6	5	1	1	0	0	3
at Air Force	*	38	5-9	0-0	1-1	6-7	13	4	3	2	4	1	11
<b>GEORGIA</b>	*	34	4-8	0-0	7-11	7-8	15	1	0	1	0	1	15
at Colorado State	*	33	0-2	0-0	1-7	4-8	12	4	3	5	1	1	1
<b>FRESNO STATE</b>	*	24	5-6	2-2	9-9	1-9	10	4	1	3	0	1	21
<b>WYOMING</b>	*	30	5-9	0-2	0-1	5-7	12	4	0	5	0	2	10
<b>CSU BAKERSFIELD</b>	*	34	6-10	0-1	6-6	2-3	5	3	0	2	3	1	18
<b>TEXAS SOUTHERN</b>	*	35	4-11	0-1	3-4	7-9	16	1	2	0	2	0	11
<b>NEW ORLEANS</b>	*	23	4-10	0-1	4-6	5-7	12	1	0	0	2	0	12
<b>UTAH</b>	*	25	5-7	1-2	6-8	6-11	17	2	0	1	3	2	17
<b>WASHINGTON</b>	*	32	3-7	0-0	2-2	3-9	12	1	0	2	2	1	8
<b>WASHINGTON ST</b>	*	28	2-7	1-2	0-0	1-7	8	3	1	3	2	0	5
at California	*	32	4-12	1-4	2-2	4-10	14	3	0	2	2	0	11
at Stanford	*	33	7-12	1-3	0-0	2-2	4	0	1	0	0	1	15
<b>ARIZONA STATE</b>	*	29	3-4	0-0	6-8	2-8	10	2	2	2	3	1	12
<b>ARIZONA</b>	*	25	0-8	0-2	0-2	1-6	7	3	1	2	4	0	0
at USC	*	21	5-11	0-1	3-4	2-8	10	2	1	0	1	2	13
at UCLA	*	33	4-7	3-3	1-2	2-8	10	3	2	1	2	4	12
<b>OREGON STATE</b>	*	31	6-10	1-1	3-5	3-12	15	3	1	2	2	2	16
<b>OREGON</b>	*	28	3-4	0-0	1-2	2-9	11	2	1	1	7	0	7
at Arizona	*	29	5-10	0-2	2-2	2-9	11	5	2	1	3	1	12
at Arizona State	*	29	4-9	0-0	4-10	3-6	9	1	2	3	2	4	12
at Utah	*	32	6-10	0-2	0-0	3-13	16	1	3	3	1	0	12
<b>STANFORD</b>	*	32	3-8	0-1	3-11	3-8	11	1	0	1	2	2	9
<b>CALIFORNIA</b>	*	35	3-7	1-2	1-2	4-11	15	3	0	0	3	2	8
at Oregon	*	34	5-8	0-1	2-3	2-6	8	1	2	3	3	0	12
at Oregon State	*	19	6-9	0-1	2-7	5-4	9	3	1	2	0	2	14
vs. Utah	*	35	5-9	1-2	9-12	3-8	11	1	2	2	1	2	20
vs. Oregon	*	35	5-9	0-2	2-5	3-7	10	2	2	0	2	1	12
vs. California	*	34	6-6	2-2	3-4	2-7	9	1	0	2	2	1	17
vs. Arizona	*	31	4-6	1-1	1-2	3-8	11	2	3	1	2	3	10

### 2010-11 Game-by-Game (freshman year)

Game	GS	Min	FGs	3FGs	FTs	O-D-R	Pf	A	To	BL	ST	Pts
<b>IDAHO STATE</b>	-	21	3-5	0-0	0-0	4-7-11	2	1	0	0	1	6
at Georgia	-	16	0-1	0-1	1-2	1-6-7	4	3	1	1	0	1
at San Francisco	-	23	2-2	0-0	0-0	2-3-5	2	1	2	2	3	4
<b>ALCORN STATE</b>	-	21	2-5	0-1	0-0	3-6-9	4	4	2	2	2	4
at Harvard	-	19	1-2	0-1	1-2	2-2-4	1	0	1	0	2	3
<b>TX-PAN AMERICAN</b>	-	21	3-6	0-0	2-2	3-3-6	2	0	4	2	3	8
<b>OREGON STATE</b>	-	17	4-5	0-1	1-1	2-4-6	5	0	0	2	2	9
<b>COLORADO STATE</b>	-	12	1-3	0-0	0-0	3-2-5	2	0	2	1	0	5
<b>THE CITADEL</b>	-	21	4-8	1-2	2-5	1-9-10	2	1	1	2	2	11
<b>LONGWOOD</b>	-	21	5-9	2-3	2-3	4-9-13	1	0	1	1	0	13
vs. New Mexico	-	26	3-5	1-3	0-0	4-4-8	3	0	3	1	2	7
vs. Indiana	-	14	2-3	1-1	3-3	0-1-1	5	0	1	0	2	8
<b>MD EASTERN SHORE</b>	-	20	2-5	0-1	0-2	2-6-8	2	1	0	3	2	4
at Cal St. Bakersfield	-	25	3-5	0-1	1-2	1-9-10	1	0	2	0	2	7
<b>WESTERN N.MEXICO</b>	-	27	6-7	0-1	0-1	3-9-12	2	0	0	2	3	12
<b>MISSOURI</b>	-	13	1-3	0-0	0-0	1-3-4	4	1	0	1	1	2
at Kansas State	-	23	4-5	1-1	0-3	5-4-9	2	1	1	1	2	9
<b>OKLAHOMA STATE</b>	-	25	1-3	0-2	5-7	3-5-8	3	0	1	1	2	7
at Nebraska	-	19	2-2	1-1	0-1	1-4-5	3	0	3	0	0	5
at Oklahoma	-	28	4-5	0-0	2-2	2-2-4	2	0	1	1	2	10
<b>KANSAS</b>	-	19	1-3	0-0	0-0	1-3-4	4	0	1	1	1	2
at Baylor	-	27	3-7	0-1	3-4	10-1-11	4	1	2	0	1	9
<b>IOWA STATE</b>	-	22	2-6	1-2	4-6	4-9-13	1	1	1	1	0	9
at Missouri	-	13	2-4	0-0	0-0	4-3-7	5	4	0	1	0	4
<b>TEXAS A&amp;M</b>	-	24	1-2	0-0	0-0	1-0-1	0	0	0	0	0	2
<b>KANSAS STATE</b>	-	23	0-0	0-0	0-0	1-5-6	5	1	1	1	0	0
at Kansas	-	25	1-4	0-2	3-4	3-4-7	4	1	0	1	2	5
at Texas Tech	-	21	3-5	1-1	0-0	3-6-9	3	0	1	0	3	7
<b>TEXAS</b>	-	26	3-4	1-2	2-5	3-8-11	4	5	2	2	2	9
at Iowa State	-	25	2-6	0-1	0-1	4-3-7	3	2	0	2	2	4
<b>NEBRASKA</b>	-	25	2-4	0-1	0-0	3-7-10	2	1	1	3	2	4
vs. Iowa State	-	30	3-7	0-1	3-4	7-8-15	5	0	1	0	0	9
vs. Kansas State	-	31	4-6	0-0	3-5	4-10-14	1	1	2	3	0	11
vs. Kansas	-	23	4-5	1-1	0-0	1-4-5	5	1	0	1	3	9
<b>TEXAS SOUTHERN</b>	-	26	7-8	0-1	1-2	2-6-8	4	2	2	2	1	15
<b>CAL</b>	-	21	2-3	0-1	1-6	3-5-8	4	2	1	1	0	5
<b>KENT STATE</b>	-	27	6-8	1-1	0-1	4-8-12	2	0	0	0	0	13
vs. Alabama	-	27	2-3	0-0	2-2	1-3-4	3	0	2	1	2	6

### Offensive Rebounds in a Season

(since 1979-80 when offensive rebounds were kept):

1)	Alex Stivrins	116	1984-85
2)	Shaun Vandiver	114	1990-91
3)	Shaun Vandiver	111	1989-90
4)	David Harrison	108	2003-04
5)	<b>Andre Roberson</b>	<b>107</b>	<b>2011-12</b>
	Stephane Pelle	107	2001-02
7)	Andre Roberson	106	2010-11
8)	David Harrison	103	2002-03
	Mark Dean	103	1993-94
10)	Alex Stivrins	100	1983-84

### Defensive Rebounds in a Season

(since 1979-80 when defensive rebounds were kept):

1)	<b>Andre Roberson</b>	<b>270</b>	<b>2011-12</b>
2)	Shaun Vandiver	225	1989-90
3)	Shaun Vandiver	217	1990-91
4)	Stephane Pelle	207	2001-02
5)	Shaun Vandiver	204	1988-89
6)	Stephane Pelle	201	2002-03
	Alex Stivrins	201	1984-85
8)	<b>Andre Roberson</b>	<b>202</b>	<b>2010-11</b>
9)	Matt Bullard	183	1986-87
10)	Lamar Harris	174	2003-04

### CU Most Double-Doubles (Season)

1.	Shaun Vandiver, 1989-90	21
	Burdette Haldorson, 1954-55	21
3.	Cliff Meely, 1968-69	20
4.	<b>Andre Roberson, 2010-present</b>	<b>19</b>
	Shaun Vandiver, 1990-91	19
	Jim Davis, 1962-63	19
6.	Jim Davis, 1962-63	18
7.	Shaun Vandiver, 1988-89	17
	Alex Stivrins, 1984-85	17
	Cliff Meely, 1969-70	17

### CU Most Double-Doubles (Career)

1.	Shaun Vandiver, 1988-91	57
2.	Cliff Meely, 1968-71	50
3.	Jim Davis, 1961-64	47
4.	Stephane Pelle, 1999-03	36
5.	Scott Wedman, 1971-74	35
6.	Burdette Haldorson, 1951-55	33
7.	Ken Charlton, 1960-63	31
8.	Alex Stivrins, 1983-85	29
9.	David Harrison, 2001-04	25
10.	<b>Andre Roberson, 2010-present</b>	<b>24</b>



## Sabatino Chen #23

Junior-Transfer • Guard  
6-4 • 185  
Louisville, Colo.  
Monarch HS  
University of Denver

**2010-11:** Sat out the season per NCAA transfer rules • Has two years of eligibility remaining.

**Career at Denver:** In his two years with the Pioneers averaged 2.4 points and 1.6 rebounds per game • Played in 60 games • Led DU in steals seven times, rebounding three times, assists two times • Shot 49.6 percent from the field (56-of-113) • Two-year letterwinner.

**2009-10 (sophomore):** Played in 29 games • Averaged 12.5 minutes per game • Shot .569 percent from the field, .333 percent from beyond the arc, and 80 percent from the free throw line • Season-high 12 points against Arkansas State (Dec. 31) • Earned Sun Belt Academic Honor Roll certificate for achieving a 3.0 GPA or better.

**2008-09 (freshman):** Played in all 31 games for the Pioneers • Averaged 2.2 points and 18.5 minutes per game • Set a career-high with nine points at Florida International (Jan. 17) • Recorded career bests with eight rebounds and four assists against Louisiana-Monroe (Mar. 4) in the first round of the Sun Belt Tournament • Led DU in steals five times, rebounding three times, and assists twice • Six points and three assists while logging a career-high 34 minutes during double-overtime loss at Louisiana-Lafayette (Jan. 3) • Shot 27-of-62 from the field (.435).

**Monarch High School:** Led the Coyotes to the second round of the Colorado Class 5A state tournament as a senior • Monarch's all-time leader in rebounds and assists, and second in points • Named first team all-conference as a junior and senior • Named second team all-state as a senior and honorable mention as a junior • Scored 20 points per game as a senior • Led the state in assists as a junior with eight per game.

**Academics:** College major is mathematics • Also pursuing a certificate in actuarial studies.

**Personal:** Born April 16, 1990 in Boulder, Colo. • Son of Michael and Joyce Chen • Three sisters, Carissa, Alana and Sophia • Received the Leader of the Pack award in high school • Enjoys playing sports and video games • Hopes to play professional basketball in the U.S. or Europe following his graduation.

Denver: 2008-10				Colorado: 2011-12			
<b>Points</b>	12	twice:	Arkansas St. (Dec. 31, 2009) Seattle (Dec. 22, 2009)	<b>Points</b>	10	Ft. Lewis Coll. (11/11/11)	
<b>Field Goals</b>	5	twice:	New Orleans (Jan. 7, 2010) Arkansas St. (Dec. 31, 2009)	<b>FGs</b>	4	Ft. Lewis Coll. (11/11/11)	
<b>FG Atts</b>	8	Seattle (Dec. 22, 2009)		<b>FG Att</b>	6	Ft. Lewis Coll. (11/11/11)	
<b>3-Pt. Made</b>	1	eight times, recent:	Seattle (Dec. 22, 2009)	<b>3-Pt. M</b>	-		
<b>3-Pt. Att.</b>	2	five times:	W. Kentucky (Jan. 24, 2009)	<b>3-Pt. Att.</b>	2	TX Southern (12/22/11)	
<b>FTM</b>	3	three times:	Seattle (Dec. 22, 2009) at Colorado State (Dec. 5, 2009) Lamar (Dec. 2, 2009)	<b>FTM</b>	2	twice: Ft. Lewis Coll. (11/11/11) New Orleans (12/28/11)	
<b>FTA</b>	5	at Fla. International (1/17/09)		<b>FTA</b>	2	five times	
<b>Rebounds</b>	8	La.-Monroe (Mar. 4, 2009)		<b>Rebs</b>	6	Washington St. (1/7/12)	
<b>Off. Reb.</b>	4	twice:	Wyoming (Nov. 24, 2009) La.-Monroe (Mar. 4, 2009)	<b>Off. Reb.</b>	5	Washington St. (1/7/12)	
<b>Def. Reb.</b>	4	La.-Monroe (Mar. 4, 2009)		<b>Def. Reb.</b>	4	New Orleans (12/28/11) Bakersfield (12/19/11)	
<b>Assists</b>	4	La.-Monroe (Mar. 4, 2009)		<b>Assists</b>	2	twice	
<b>Steals</b>	3	Seattle (Dec. 22, 2009)		<b>Steals</b>	3	at Oregon State (3/3/12)	
<b>Blocks</b>	2	Seattle (Dec. 22, 2009)		<b>Blocks</b>	1	three times	
<b>Minutes</b>	34	at La.-Lafayette (Jan. 3, 2009)		<b>Minutes</b>	21	Bakersfield (12/19/11)	

### 2011-12 Game-by-Game (junior)

Game	GS	Min	FGs	3FGs	FTs	O-D-R	Pf	A	To	BL	ST	Pts
<b>FORT LEWIS</b>	-	15	4-6	0-0	2-2	0-1-1	2	1	1	0	0	10
vs. Wichita State	-	12	2-2	0-0	0-0	1-0-1	0	1	1	0	1	4
vs. Maryland	-	15	1-2	0-0	0-0	2-0-2	3	2	0	0	0	2
vs. W. Michigan	-	12	1-2	0-1	1-1	0-1-1	2	1	1	0	0	3
at Air Force	-	16	0-1	0-0	0-2	0-0-0	1	0	0	0	0	0
<b>GEORGIA</b>	-	8	1-2	0-0	0-0	0-0-0	1	1	0	0	0	2
at Colorado State	-	4	0-0	0-0	0-2	1-0-1	0	0	0	1	0	0
<b>FRESNO STATE</b>	-	6	0-0	0-0	1-2	0-0-0	0	0	0	0	0	1
<b>WYOMING</b>	-	4	0-0	0-0	0-0	1-0-1	0	0	0	0	0	0
<b>CSU BAKERSFIELD</b>	-	21	3-4	0-0	0-1	1-4-5	2	0	1	1	2	6
<b>TEXAS SOUTHERN</b>	-	18	0-4	0-2	0-0	0-0-0	1	1	3	0	1	0
<b>NEW ORLEANS</b>	-	17	2-2	0-0	2-2	1-4-5	0	1	1	1	0	6
<b>UTAH</b>	-	16	1-2	0-1	0-0	0-1-1	2	2	1	0	0	2
<b>WASHINGTON</b>	-	12	3-5	0-1	0-0	0-0-0	1	0	0	0	1	6
<b>WASHINGTON ST</b>	-	15	0-1	0-0	0-0	5-1-6	2	0	0	0	0	0
at California	-	3	0-0	0-0	0-0	0-0-0	1	0	0	0	0	0
at Stanford	-	7	1-2	0-0	1-1	2-1-3	1	1	0	0	0	3
<b>ARIZONA STATE</b>	-	11	0-1	0-1	0-0	0-0-0	0	1	1	0	0	0
<b>ARIZONA</b>	-	11	2-3	0-0	0-0	0-1-1	1	0	0	0	0	4
at USC	-	20	1-1	0-0	0-0	0-0-0	3	0	2	0	1	2
at UCLA	-	5	0-1	0-1	1-2	0-1-1	2	0	1	0	0	1
<b>OREGON STATE</b>	-	11	2-2	0-0	1-1	0-0-0	2	1	1	0	0	5
<b>OREGON</b>	-	6	0-1	0-0	0-0	0-0-0	1	0	1	0	0	0
at Arizona	-	6	0-0	0-0	0-0	0-0-0	1	0	0	0	0	0
at Arizona State	-	11	1-1	0-0	0-0	0-1-1	2	2	0	0	1	2
at Utah	-	10	1-2	0-0	0-0	0-1-1	0	0	0	0	1	2
<b>STANFORD</b>	-	17	2-4	0-2	0-0	0-0-0	0	0	0	0	1	4
<b>CALIFORNIA</b>	-	11	0-2	0-1	0-0	0-2-2	1	0	0	0	0	0
at Oregon	-	4	0-1	0-1	0-0	0-1-1	0	0	1	1	0	0
at Oregon State	-	9	2-2	0-0	1-1	0-0-0	1	0	0	0	3	5
vs. Utah	-	4	0-1	0-0	0-0	0-0-0	0	0	0	0	0	0
vs. Oregon	-	3	0-0	0-0	0-0	0-1-1	0	0	0	0	0	0
vs. California	-	1	0-0	0-0	0-0	0-0-0	0	0	0	0	0	0
vs. Arizona	-											

did not play

### CAREER STATISTICS (at CU)

Year	GP-GS	Min	FG-FGA	Pct	3PT-A	Pct	FT-FTA	Pct	O	D	Reb	Avg	Ast	To	PF-FO	Stl	Blk	Pts	Avg
2011-12	33-0	341	30-57	.526	0-11	.000	10-17	.588	14	21	35	1.1	15	16	33-0	12	4	70	2.1





## SPENCER DINWIDDIE

**#25**

Freshman • Point Guard

6-5 • 190

Woodland Hills, Calif.

Taft HS

**2011-12:** Pure-point guard who utilizes his length, speed, and quickness • High basketball IQ allows him to consistently make high-level plays • At his best when running in transition, always keeping his head up and looking to set up his teammates, which he does very well • Tremendous leader in the half-court, very vocal, and directs his teammates where they are suppose to be • “Spencer is a true 6-4 point-guard. He was probably one of my favorite guards during the month of July (2010) when I went out to recruit,” said coach Boyle. “We always kept coming back to him. Every time he played, his team seemed to win; he’s just a winner. He comes from a great high school, another great family. I think Spencer has a chance to be an all-conference-type player in the Pac-12.”

**TAFT HS:** Averaged 11.2 points, 7.7 assists, 3.1 rebounds, 2.4 steals per game as a senior helping Taft to a 29-3 record and a city championship in 2011 • Named the Los Angeles City Section Player of the Year • One of seven high school players to earn the John R. Wooden High School Player of the Year Award as a senior • Cal-Hi Sports Boys Basketball first-team All-State Division I (by CIF Divisions); overall all-state second-team • West Valley League M.V.P. • Best in the West first team selection • Shot 46 percent from the field for the season, 68 percent from the free throw line, and had 139 more assists than turnovers (208-to-69; 3-to-1 assist-to-turnover ratio) • Scored 32 points and was named the co-MVP of the Battle of the Valley All-Star game at Cal State Northridge • Made the final Rivals150 list for the Class of 2011, in addition ranking as the 25th best point guard prospect and 146th best recruit overall, three-star prospect by Rivals • As a junior, second-ranked point guard in California and a preseason second-team all-state selection as chosen by ESPN.com • 2009-10 stats: 5.9 points, 4.1 assists, 2.5 rebounds and 1.8 steals, however played with potential college stars Bryce Jones and DeAndre Daniels - and the Toreadors compiled 26 wins • Wore jersey number 25.

**AAU:** Summer 2010 member of Double Pump Elite team that won the under-17 division championship in the prestigious adidas Super 64 tournament in Las Vegas • Named Most Valuable Player.

**ACADEMICS:** College major is integrative physiology.

**PERSONAL:** Born April 6, 1993 • Son of Malcolm and Stephanie Dinwiddie • Has a younger brother, Taylor, who is a high school freshman • Lists winning the adidas Super 64 and the city championship as his biggest moments of prep career • Graduated Taft HS with honors.

### 2011-12 Game-by-Game (freshman)

Game	GS	Min	FGs	3FGs	FTs	O-D-R	Pf	A	To	BL	ST	Pts
<b>FORT LEWIS</b>	*	22	2-9	0-1	3-4	3-4-7	5	3	2	0	0	7
vs. Wichita State	*	27	2-7	1-2	2-2	0-0-0	1	1	2	0	1	7
vs. Maryland	*	12	1-5	1-2	0-0	0-0-0	5	1	0	0	0	3
vs. W. Michigan	*	23	1-5	1-2	2-2	1-3-4	0	2	0	2	0	5
at Air Force	*	18	1-4	0-1	0-0	1-4-5	4	0	2	0	0	2
<b>GEORGIA</b>	*	27	4-8	1-4	7-8	0-7-7	1	1	0	0	1	16
at Colorado State	*	30	6-10	2-3	2-6	3-5-8	2	1	1	1	1	16
<b>FRESNO STATE</b>	*	28	4-6	2-3	5-6	1-1-2	2	1	3	0	1	15
<b>WYOMING</b>	*	33	5-9	2-3	4-4	1-3-4	3	0	0	0	0	16
<b>CSU BAKERSFIELD</b>	*	25	2-6	0-2	9-10	1-3-4	1	1	1	0	0	13
<b>TEXAS SOUTHERN</b>	*	32	5-7	5-6	3-4	1-2-3	2	1	3	0	0	18
<b>NEW ORLEANS</b>	*	23	3-5	0-1	6-6	0-5-5	2	6	1	0	1	12
<b>UTAH</b>	*	26	6-12	4-7	3-3	0-3-3	1	2	0	1	2	19
<b>WASHINGTON</b>	*	30	2-8	1-2	8-9	0-2-2	3	5	1	0	1	13
<b>WASHINGTON ST</b>	*	26	1-6	1-4	2-4	0-2-2	4	3	3	0	0	5
at California	*	17	1-5	0-3	0-2	0-1-1	5	1	2	0	0	2
at Stanford	*	32	3-10	2-3	3-3	2-4-6	4	2	5	0	0	11
<b>ARIZONA STATE</b>	*	25	3-9	1-4	5-6	1-5-6	0	0	0	0	1	12
<b>ARIZONA</b>	*	32	4-8	1-3	4-5	0-4-4	1	1	0	1	2	13
at USC	*	28	3-7	0-1	2-2	0-9-9	0	1	2	1	1	8
at UCLA	*	29	4-10	0-3	1-2	1-3-4	0	3	0	0	1	9
<b>OREGON STATE</b>	*	23	3-5	1-1	3-4	0-0-0	2	4	1	0	1	10
<b>OREGON</b>	*	29	5-9	3-4	3-3	0-2-2	4	1	2	0	2	16
at Arizona	*	33	4-10	1-3	1-2	0-2-2	0	3	2	0	3	10
at Arizona State	*	34	4-6	3-5	4-4	0-5-5	1	1	2	2	0	15
at Utah	*	32	2-4	0-0	5-6	1-5-6	2	2	0	0	1	9
<b>STANFORD</b>	*	13	0-4	0-1	1-2	2-0-2	5	2	1	0	0	1
<b>CALIFORNIA</b>	*	30	4-9	3-5	4-4	1-2-3	1	2	3	0	0	15
at Oregon	*	34	2-7	0-4	8-9	0-2-2	2	2	1	0	2	12
at Oregon State	*	27	0-4	0-0	0-0	0-3-3	5	3	3	0	0	0
vs. Utah	*	30	1-4	0-2	8-8	0-0-0	4	1	1	0	2	10
vs. Oregon	*	31	3-8	1-2	1-2	1-3-4	2	1	1	0	0	8
vs. California	*	36	1-6	0-3	4-4	1-2-3	4	3	2	0	4	6
vs. Arizona	*	37	5-9	4-4	0-0	1-3-4	0	0	0	0	0	14

### CAREER STATISTICS

Year	GP-GS	Min	FG-FGA	Pct	3PT-A	Pct	FT-FTA	Pct	O	D	Reb	Avg	Ast	To	PF-FO	Stl	Blk	Pts	Avg
2011-12	34-34	934	97-241	.402	41-94	.436	113-136	.831	23	99	122	3.6	61	46	78-5	26	8	348	10.2



## Carlton Brown

**#30**

Senior-Transfer • Guard

6-5 • 215

Riverside, Calif.

Martin Luther King HS

University of Utah

**2011-12:** "Carlton is an explosive athlete. He has the ability to get to the rim and finish in traffic," head coach Tad Boyle said. • Per NCAA

transfer rules, sat out the 2010-11 season • This season is his last year of college eligibility.

**CAREER AT UTAH:** Three-year contributor with the Utes basketball team • Averaged 8.7 points, 4.2 rebounds, 2.4 assists per game • Ranked 36th place on the school's all-time scoring list with 854 career points • Played 98 games, 75 starts • Recorded 43 double-digit scoring games • Netted 20 or more points four times, grabbed 10 or more rebounds three times • Pair of double-doubles • Led the team in scoring and rebounding 14 times each • Handed-out five or more assists 14 times • Career-best 31 points at Wyoming (Jan. 27, 2010).

**2009-10 (junior):** All-Mountain West Conference honorable mention • Led Utah in scoring at 12.6 points ppg. • Tied a team-best 4.1 rebounds per game • Scored 391 points during the 2009-10 season • Averaged 28.7 minutes a game • 39 three-pointers, 28 steals, both second on the team • Led team in scoring 11 times, rebounding in six others • Second with 77 assists, third in rebounding (128) • Rebounding average was third highest on the Utes (4.1 rpg.) • Prior to his junior season, Brown was named to a number of preseason lists including a All-MWC second-team nominee • Named the league's "Most Entertaining" by Lindy's College Basketball. He was also selected as the best athlete in the Mountain West Conference by The Sporting News and an USA Today second-team preseason All-MWC selection.

**2008-09 (sophomore):** An integral part in the building process helping Utes win 24 games and earn a NCAA Tournament berth • Named All-MWC honorable mention • Started all 34 games • Averaged 9.3 points, 5.2 rebounds, 3.3 assists per game • Second-leading rebounder • Career-high 19 points, grabbed 10 rebounds for his first career double-double against Weber State (Dec. 20) • Registered his second double-double at TCU (Feb. 4) with 14 points and a career-high 12 rebounds • One assist and one rebound shy of a triple-double vs. Wyoming (Jan. 3), logging 15 points, nine rebounds and a career-high nine assists, also adding two blocks • Featured on ESPN's SportsCenter three times for his acrobatic dunks, including one over Oklahoma's Blake Griffin, the No. 1 pick in the 2009 NBA draft • MWC Academic All-Conference.

**2007-08 (freshman):** Played 33 games, 29 starts • Averaged 4.4 points in 18.1 minutes per game • Team's top rebounding guard with 3.2 boards per contest • Logged 45 assists with 13 blocks • Shot .468 from the field (58-124) • Registered four double-digit scoring efforts • Double figures against UC Irvine (Dec. 1), tallying 12 points (6-10 FG) in his second career start • 11 points (4-6 FG, 3-3 FT) in a 67-65 road win at California (Dec. 22), adding six rebounds and an assist • Hit for a career-high 16 points, seven boards in a 67-52 road victory at Colorado State (Feb. 2) • Scored 10 points in a 70-63 loss at UNLV (Mar. 8) • Set a career-high with 11 rebounds in a 67-59 win at Air Force (Feb. 9) • MWC Academic All-Conference accolades.

**ACADEMICS:** College major is sociology.

**PERSONAL:** Born October 4, 1989 • Son of Carlton Brown and Toenya Rose • Father is a LAPD sergeant • Second cousin to former Miami Hurricane and current NFL player Kellen Winslow Jr.

### Brown Career Bests

		Utah: 2007-10	
<b>Points</b>	31	Wyoming (Jan. 27, 2010)	
<b>Field Goals</b>	9	Wyoming (Jan. 27, 2010)	
<b>FG Att</b>	17	Seattle (Nov. 24, 2009)	
<b>3-Pt. Made</b>	4	at Pepperdine (Dec. 23, 2009)	
<b>3-Pt. Att.</b>	7	twice: Oklahoma (Dec. 12, 2009) Seattle (Nov. 24, 2009)	
<b>FTM</b>	10	twice: at Wyoming (Jan. 27, 2010) Seattle (Nov. 24, 2009)	
<b>FTA</b>	14	at Wyoming (Jan. 27, 2010)	
<b>Rebounds</b>	12	at TCU (Feb. 4, 2009)	
<b>Off. Reb.</b>	4	three times: Seattle (Nov. 24, 2009) Morgan State (Nov. 28, 2008) Santa Clara (Nov. 19, 2007)	
<b>Def. Reb.</b>	11	twice: at Air Force (Jan. 14, 2009) at TCU (Feb. 4, 2009)	
<b>Assists</b>	9	Wyoming (Jan. 27, 2010)	
<b>Steals</b>	3	four times, recent: at Pepperdine (Dec. 23, 2009)	
<b>Blocks</b>	2	twice: Wyoming (Jan. 3, 2009) at Colorado State (Feb. 2, 2008)	

### Colorado: 2011-12

<b>Points</b>	28	Washington St. (1/7/12)
<b>FGs</b>	9	Washington St. (1/7/12)
<b>FG Att.</b>	16	Arizona (1/21/12) Washington St. (1/7/12) at Air Force (11/23/11)
<b>3-Pt. M</b>	6	Washington St. (1/7/12)
<b>3-Pt. Att.</b>	12	Washington St. (1/7/12)
<b>FTM</b>	6	W. Michigan (11/20/11)
<b>FTA</b>	6	Arizona (3/10/12)
<b>Rebounds</b>	9	at USC (1/26/12)
<b>Off. Reb.</b>	3	Oregon State (2/2/11) W. Michigan (11/20/11)
<b>Def. Reb.</b>	7	vs. Utah (3/7/12) at USC (1/26/12)
<b>Assists</b>	8	CSU Bakersfield (12/19/11)
<b>Steals</b>	4	vs. Utah (3/7/12)
<b>Blocks</b>	1	three times

### 2011-12 Game-by-Game (senior)

Game	GS	Min	FGs	3FGs	FTs	O-D-R	Pf	A	To	BL	ST	Pts
<b>FORT LEWIS</b>	*	23	4-7	1-1	4-6	0-2-2	3	0	3	0	1	13
vs. Wichita State	*	31	7-14	0-1	1-2	0-2-2	1	1	1	0	0	15
vs. Maryland	*	30	5-10	3-6	1-1	1-1-2	2	2	3	0	0	14
vs. W. Michigan	*	34	8-14	1-4	6-6	3-3-6	3	4	3	0	0	23
at Air Force	*	43	7-16	2-10	0-0	1-5-6	4	6	3	0	0	16
<b>GEORGIA</b>	*	23	4-8	2-4	0-0	1-3-4	1	3	3	0	0	10
at Colorado State	*	29	3-13	2-6	1-2	2-4-6	2	1	2	0	0	9
<b>FRESNO STATE</b>	*	23	0-2	0-2	2-2	0-1-1	2	2	3	0	1	2
<b>WYOMING</b>	*	27	3-7	1-3	3-5	0-1-1	0	1	1	0	2	10
<b>CSU BAKERSFIELD</b>	*	26	6-8	1-2	2-2	1-2-3	0	8	2	1	1	15
<b>TEXAS SOUTHERN</b>	*	29	3-7	2-5	3-4	0-3-3	2	1	1	0	0	11
<b>NEW ORLEANS</b>	*	19	7-10	1-2	3-4	0-0-0	1	2	1	0	2	18
<b>UTAH</b>	*	24	4-6	2-4	0-0	0-3-3	0	1	1	0	0	10
<b>WASHINGTON</b>	*	28	7-11	3-3	1-1	2-0-2	0	0	4	0	0	18
<b>WASHINGTON ST</b>	*	35	9-16	6-12	4-5	1-6-7	3	2	1	1	2	28
at California	*	37	3-10	1-5	2-2	0-5-5	0	4	5	1	1	9
at Stanford	*	22	4-11	0-2	5-5	0-1-1	2	1	0	0	2	13
<b>ARIZONA STATE</b>	*	25	0-2	0-2	2-2	2-2-4	0	1	0	0	0	2
<b>ARIZONA</b>	*	35	7-16	2-6	3-5	2-4-6	3	2	1	0	1	19
at USC	*	25	5-10	1-3	2-3	2-7-9	2	2	2	0	0	13
at UCLA	*	31	2-7	0-3	2-2	0-1-1	2	2	3	0	0	6
<b>OREGON STATE</b>	*	26	5-15	2-6	0-0	3-3-6	3	3	3	1	1	12
<b>OREGON</b>	*	32	4-14	0-6	2-3	0-6-6	2	3	4	0	1	10
at Arizona	*	30	5-12	0-5	1-2	0-2-2	4	3	3	0	0	11
at Arizona State	*	28	3-8	2-5	0-0	0-2-2	0	1	2	1	0	8
at Utah	*	25	2-12	1-5	0-0	0-2-2	0	1	0	1	1	5
<b>STANFORD</b>	*	25	1-8	1-3	3-5	1-1-2	0	1	0	1	1	6
<b>CALIFORNIA</b>	*	20	2-7	0-2	2-2	0-1-1	2	0	0	0	0	6
at Oregon	*	35	8-11	1-2	3-3	1-4-5	2	3	1	1	0	20
at Oregon State	*	27	5-12	1-2	3-5	2-2-4	2	1	2	0	1	14
vs. Utah	*	31	6-11	0-1	3-6	1-7-8	1	1	1	1	4	15
vs. Oregon	*	31	7-13	2-4	2-4	0-2-2	0	1	0	0	1	18
vs. California	*	28	8-15	0-3	1-2	1-4-5	3	1	1	0	4	17
vs. Arizona	*	32	4-11	0-2	5-6	0-4-4	2	1	2	0	0	13

### CAREER STATISTICS (at CU)

Year	GP-GS	Min	FG-FGA	Pct	3PT-A	Pct	FT-FTA	Pct	O	D	Reb	Avg	Ast	To	PF-FO	Stl	Blk	Pts	Avg
2011-12	34-34	966	158-354	.446	41-132	.311	72-97	.742	28	97	125	3.7	66	62	54-0	27	9	429	12.6



## BEAU WEBB #5

Freshman • Guard  
6-4.5 • 190  
Lone Tree, Colo.  
Arapahoe HS

**2011-12:** Walk-on • Joined CU during the fall semester • Will wear jersey number 5, the same number he wore at Arapahoe HS.

**ARAPAHOE HS:** Set the school record for most assists in a season (2010-11) • Member of a Warriors Centennial League Champion-

ship teams (2008-09, 2009-10, 2010-11) • Senior year co-captain • Helped team to the state semifinals and a 25-2 record during his senior year • Averaged 6.5 points, 4.6 assists, 4.4 rebounds per game as a senior • Ranked seventh in the state among assists leaders • Named second team all-league • Three-time scholar-athlete award recipient and a three-time varsity letter-winner • Member of National Honors Society.

**PERSONAL:** Born August 6, 1992 • Son of Phillip and Karen Webb • Enjoys playing golf and bowling • Always wanted to attend CU since he was a little kid • Comes from an athletic family: Uncle played professional baseball; Cousin played college football at Colorado State; Great-Grandfather played pro baseball in the Texas League • Lists defeating and handing Regis their first loss in the state in three years as his biggest moment of prep career.

**ACADEMICS:** Intended major at CU is business, also interested in sports management.

### 2011-12 Game-by-Game (freshman)

Game	GS	Min	FGs	3FGs	FTs	O-D-R	Pf	A	To	BL	ST	Pts
<b>FORT LEWIS</b>	-	1	0-0	0-0	0-0	0-0-0	0	0	0	0	0	0
vs. Wichita State	*	3	0-0	0-0	0-0	0-0-0	0	0	0	0	0	0
<b>NEW ORLEANS</b>	-	4	1-1	1-1	0-0	2-0-2	1	0	1	0	0	3
<b>UTAH</b>	-	3	1-1	1-1	0-0	0-0-0	0	0	0	0	0	3
<b>ARIZONA STATE</b>	-	3	0-0	0-0	0-0	0-0-0	0	0	0	0	0	0
<b>OREGON STATE</b>	-	2	0-0	0-0	0-0	0-0-0	0	0	0	0	0	0



## JEREMY ADAMS #31

Sophomore-Transfer • Guard  
6-5 • 215  
Madison, Miss.  
Madison Central HS  
Navarro Junior College (Texas)

**2011-12:** Suffered a concussion in an October scrimmage at Creighton • Activated Nov. 21 to participate in practice and travelled to Air Force, did not play, however has played in every game since • Signed National Letter of Intent in April 2011 •

Third member of the CU 2011-12 recruiting class • "Jeremy will really help us fill the void of production we lose from the perimeter," coach Boyle said. "He is a skilled wing who brings experience and maturity to our team. In addition to that, he has three years of eligibility remaining. We are extremely excited Jeremy Adams is a Buff."

**NAVARRO JUNIOR COLLEGE:** Averaged a team-high 12.4 points per game as a redshirt-freshman • Also averaged 3.5 rebounds, 1.4 assists, 1.4 steals per contest.

**MADISON CENTRAL HS:** Averaged 27.2 points and 7.3 rebounds per game during his senior season • Holds the school's all-time scoring record of 43 points in a game (twice) • All-District, All-Metro, All-State McDonald's All-American nominee • Wore number 31 • Rivals.com three-star prospect when he originally signed with Texas A&M in the spring of 2009 • After redshirting at Texas A&M in 2009-10, decided to transfer out of the Aggies' program.

**ACADEMICS:** Intended college major is psychology.

**PERSONAL:** Born Jeremy Michael Adams on October 15, 1990 in Brandon, Miss. • Son of Jim and Teresa Adams • Father played football at Delta State and is a member of the school's Hall of Fame • Cousin, Courtney Fells was an Associated Press All-American football player at North Carolina State • Enjoys reading, going to the movies and exercising.

### 2011-12 Game-by-Game (sophomore)

Game	GS	Min	FGs	3FGs	FTs	O-D-R	Pf	A	To	BL	ST	Pts
<b>FORT LEWIS</b>	did not play - injured											
vs. Wichita State	did not play/travel											
vs. Maryland	did not play/travel											
vs. Western Michigan	did not play/travel											
at Air Force	did not play											
<b>GEORGIA</b>	-	7	0-1	0-1	0-2	1-0-1	1	0	1	0	0	0
at Colorado State	-	11	1-4	1-2	2-2	0-2-2	2	0	0	0	0	5
<b>FRESNO STATE</b>	-	22	2-6	0-3	4-5	1-3-4	1	0	0	0	0	8
<b>WYOMING</b>	-	11	0-3	0-2	0-1	0-0-0	4	0	1	0	0	0
<b>CSU BAKERSFIELD</b>	*	13	1-4	0-0	0-0	0-0-0	1	1	2	0	0	2
<b>TEXAS SOUTHERN</b>	-	9	1-2	1-2	0-0	1-1-2	2	0	4	0	1	3
<b>NEW ORLEANS</b>	-	13	2-4	1-3	0-0	0-1-1	1	0	1	0	0	5
<b>UTAH</b>	-	12	1-2	0-1	0-0	0-3-3	1	1	0	0	0	2
<b>WASHINGTON</b>	-	13	1-3	0-1	4-5	1-4-5	2	1	1	0	1	6
<b>WASHINGTON ST</b>	-	5	0-0	0-0	0-0	0-1-1	3	0	2	0	0	0
at California	-	6	0-0	0-0	1-2	0-0-0	2	1	0	0	0	1
at Stanford	-	14	1-3	0-0	0-0	0-1-1	3	0	1	0	0	2
<b>ARIZONA STATE</b>	-	14	3-4	0-0	1-1	0-1-1	2	1	1	0	1	7
<b>ARIZONA</b>	-	5	0-1	0-0	0-0	0-1-1	2	0	0	0	0	0
at USC	-	19	2-3	0-1	6-8	0-1-1	0	0	1	0	0	10
at UCLA	-	11	0-3	0-0	0-0	0-0-0	2	1	0	0	0	0
<b>OREGON STATE</b>	-	10	0-1	0-1	2-2	0-2-2	1	1	0	0	0	0
<b>OREGON</b>	-	3	0-1	0-1	0-0	0-0-0	0	0	0	0	0	0
at Arizona	-	3	0-1	0-0	0-0	1-0-1	0	0	0	0	0	0
at Arizona State	-	11	0-2	0-0	0-0	1-2-3	2	0	1	0	1	0
at Utah	-	9	0-1	0-0	0-0	0-4-4	1	1	3	0	0	0
<b>STANFORD</b>	-	10	0-0	0-0	0-0	0-0-0	0	0	0	1	1	0
<b>CALIFORNIA</b>	-	2	1-3	0-0	0-0	2-1-3	0	0	0	0	0	2
at Oregon	-	8	1-2	0-0	0-0	0-1-1	3	0	0	0	0	2
at Oregon State	-	14	1-3	0-1	2-4	1-0-1	2	0	0	0	0	4
vs. Utah	-	9	0-1	0-0	0-0	0-1-1	0	0	1	0	0	0
vs. Oregon	-	11	0-0	0-0	2-2	0-1-1	1	0	1	0	0	0
vs. California	-	4	0-2	0-1	0-0	0-0-0	1	0	1	0	0	0
vs. Arizona	-	11	1-2	0-1	2-4	0-0-0	2	0	1	0	1	4



## Ben Mills #32

Sophomore • Center • 1L  
6-5 • 220  
Hartland, Wis.  
Arrowhead HS

### 2010-11 (Freshman Year)

**PTS REB AST ST BLK MIN FG% FT%**  
**1.4 1.2 0.0 0.0 0.2 5.0 .423 .333**

- Played in 19 games averaging 4.8 minutes, 1.4 points and 1.2 rebounds.
- Scored a season-best six points in home win against The Citadel (Dec. 17).
- Added another five points with a season-high four rebounds three days later in a win against Longwood (Dec. 19).
- Played a season-high nine minutes with a pair of key blocked shots in two-point home win over Kansas State (Feb. 12).
- Recorded five games with at least three rebounds.

### ARROWHEAD HS

- Averaged 17.1 points, 11.2 rebounds, 1.4 blocks per game.
- Senior year led Arrowhead to a 25-3 record and the WIAA Division 1 state championship.
- First-team all-state honors from both the Associated Press and Wisconsin Basketball Coaches Association.
- At the state championships, averaged 20 points and 10 rebounds per game earning an all-tournament first team selection.
- Wisconsin Mr. Basketball finalist • Lettered all four years.
- Team captain junior & senior years.
- Helped team achieve a 56-16 record (.778) over three years. • Set 2009 Wisconsin Basketball Yearbook Shootout rebounding record with 18 in a single game • Three-time Classic 8 All-Conference team.
- As a junior, averaged 13 pts., 11 rebs., four blocks per game.

### ACADEMICS

- Open Option major in Colorado's College of Arts and Science.

### PERSONAL

- Born March 30, 1992 • Son of Patrick and Susan Mills • Father played basketball at St. Mary's • Older sisters, Amanda (East Carolina) and Meghan (Bridgeport) played college basketball; Great uncle was the starting center on the 1947 Wisconsin Big Ten championship team; Uncle played at Marquette • Lists winning the 2009-2010 Wisconsin Division I State championship along with being the tournament's leading scorer and rebounder as highlights of his prep career.

### Mills Career Bests

Points	6	The Citadel (Dec. 17, 2010)
Field Goals	3	The Citadel (Dec. 17, 2010)
FG Attempts	5	Longwood (Dec. 19, 2010)
FTM	1	three times: Arizona State (Jan. 19, 2012) Longwood (Dec. 19, 2010) at San Francisco (Nov. 20, 2010)
FTA	2	four times: Arizona State (Jan. 19, 2012) vs. Kansas (Mar. 11, 2011) Longwood (Dec. 19, 2010) at San Francisco (Nov. 20, 2010)
Rebounds	4	twice: California (Mar. 18, 2011) Longwood (Dec. 19, 2010)
Off. Reb.	2	four times, recent: California (Mar. 18, 2011)
Def. Reb.	2	three times: California (Mar. 18, 2011) Longwood (Dec. 19, 2010) Alcorn State (Nov. 23, 2010)
Blocks	2	Kansas St. (Feb. 12, 2011)
Steals	2	California (Mar. 18, 2011)
Minutes	9	twice: Kansas State (Mar. 10, 2011) Texas-Pan American (Nov. 30, 2010)

### 2011-12 Game-by-Game (sophomore)

Game	GS	Min	FGs	3FGs	FTs	O-D-R	Pf	A	To	BL	ST	Pts
<b>FORT LEWIS</b>	-	4	1-2	0-0	0-1	1-0-1	1	0	0	0	0	2
vs. W. Michigan	-	2	0-0	0-0	0-0	0-0-0	0	0	0	0	0	0
<b>NEW ORLEANS</b>	-	6	1-1	0-0	0-0	0-2-2	1	0	1	0	0	2
<b>UTAH</b>	-	3	0-0	0-0	0-0	0-2-2	0	0	2	0	0	0
<b>ARIZONA STATE</b>	-	2	0-0	0-0	1-2	0-0-0	0	0	0	0	0	0
<b>OREGON STATE</b>	-	2	0-1	0-0	0-0	0-1-1	0	0	0	0	0	0
at Oregon State	-	2	1-1	0-0	0-0	1-1-2	0	0	0	0	0	0

### 2010-11 Game-by-Game (freshman)

Game	GS	Min	FGs	FTs	O-D-R	Pf	A	To	BL	ST	Pts
<b>IDAHO STATE</b>	-	2	0-0	0-0	0-0-0	0	0	1	0	0	0
at San Francisco	-	4	0-0	1-2	0-0-0	0	0	0	0	0	1
<b>ALCORN STATE</b>	-	8	1-4	0-0	1-2-3	0	0	0	0	0	2
at Harvard	-	1	0-0	0-0	0-0-0	0	0	0	0	0	0
<b>TX-PAN AMERICAN</b>	-	9	2-4	0-0	0-0-0	0	0	0	0	0	4
<b>OREGON STATE</b>	-	3	1-2	0-0	0-0-0	0	0	0	0	0	2
<b>THE CITADEL</b>	-	6	3-4	0-0	0-0-0	3	0	1	0	0	6
<b>LONGWOOD</b>	-	5	2-5	1-2	2-2-4	0	0	1	0	0	5
vs. New Mexico	-	2	0-0	0-0	0-0-0	0	0	0	0	0	0
<b>MD EASTERN SHORE</b>	-	4	0-2	0-0	1-1-2	0	0	1	0	0	0
at Cal St. Bakersfield	-	4	1-2	0-0	2-1-3	0	0	0	0	0	2
<b>WESTERN N.MEXICO</b>	-	8	1-3	0-0	2-1-3	0	0	1	0	0	2
<b>KANSAS STATE</b>	-	9	0-0	0-0	0-0-0	1	0	0	2	0	0
at Kansas	-	6	0-0	0-0	0-1-1	1	0	2	0	0	0
at Texas Tech	-	4	0-0	0-0	0-1-1	0	0	0	0	0	0
vs. Kansas State	-	3	0-0	0-0	0-0-0	0	0	0	0	0	0
vs. Kansas	-	5	0-0	0-2	0-2-2	0	0	0	0	0	0
<b>TEXAS SOUTHERN</b>	-	2	0-0	0-0	0-0-0	0	0	0	0	0	0
<b>CAL</b>	-	5	1-3	0-0	2-2-4	0	0	0	0	2	2

### CAREER STATISTICS

Year	GP-GS	Min	FG-FGA	Pct	3PT-A	Pct	FT-FTA	Pct	O	D	Reb	Avg	Ast	To	PF-FO	Stl	Blk	Pts	Avg
2011-12	7-0	21	3-5	.600	0-0	.000	1-3	.333	2	6	8	1.1	0	3	2-0	0	0	7	1.0
2010-11	19-0	92	12-29	.414	0-0	.000	2-6	.333	11	12	23	1.2	0	7	5-0	2	2	26	1.4
<b>TOTAL</b>	<b>26-0</b>	<b>113</b>	<b>15-34</b>	<b>.441</b>	<b>0-0</b>	<b>.000</b>	<b>3-9</b>	<b>.333</b>	<b>13</b>	<b>18</b>	<b>31</b>	<b>1.2</b>	<b>0</b>	<b>10</b>	<b>7-0</b>	<b>2</b>	<b>2</b>	<b>33</b>	<b>1.3</b>





## Austin Dufault #33

Senior • Forward • 3L

6-9 • 225

Killdeer, N.D.

Killdeer HS

### 2010-11 (Junior Year)

PTS	REB	AST	ST	BLK	MIN	FG%	FT%	3-PT%
6.6	4.2	0.7	0.7	0.6	22.2	.523	.629	.192

**2011 SUMMER:** Competed with Athletes In Action on a two-week tour of Macedonia and Kosovo in Eastern Europe (May 25-30).

**2010-11 (junior):** Tied three school records during the season: games played (38), starts (38), single-season fouls (112)

- Averaged 6.6 points, 4.2 rebounds, 0.7 assists, 0.6 steals, 0.6 blocks • Averaged 22.2 minutes a game

- Shot .523 from the field (104-of-199) and .629 from the free throw line (39-of-62)

- One of five players that shot 50 percent or better from the field

- Second in blocked shots (21), sixth in steals (23) and points scored (252)

- Led team in blocked shots six times (twice shared), rebounding three times (one shared), once in assists and steals (one shared)

- Netted double digits nine times with a season-best 18 points in home win over Maryland Eastern Shore (Dec. 29) • Shot 50 percent from the floor 27 times, 14 times over 60 percent

- Season-high nine rebounds in road win over Cal State Bakersfield (Jan. 2) • 17 games with five or rebounds in a game; six games with seven or more • Tied for 15th in Big 12 Conference-only blocked shots (0.9) leaders.

### 2009-10 (Sophomore Year)

PTS	REB	AST	ST	MIN	FG%	FT%	3-PT%
5.5	3.1	0.9	0.7	21.5	.453	.593	.381

- Averaged 21.5 minutes, 5.5 points and 3.1 rebounds per game

- Recorded first career double-double with 14 points and a career-best 11 rebounds against Arizona at the EA Sports/Maui Invitational (Nov. 24) • Six double-digit scoring games • Seven games with five or rebounds in a game • Fourth in rebounding (95) and tied for second in offensive rebounds (28) • In 26 starts, averaged 6.2 points, 3.4 rebounds and made 46.1 percentage of his shots (59-for-128).

### 2008-09 (Freshman Year)

PTS	REB	AST	ST	MIN	FG%	FT%	3-PT%
8.2	3.7	1.0	0.4	30.7	.425	.671	.235

- Named one of three CUSPY's (CU Sports Performers of the Year) finalists in the Male Freshman Athlete of the Year Award category

- Scored 254 points ranking 11th among CU freshmen and his 115 rebounds ranked 12th among all CU freshmen

- Third in team scoring, rebounding, and defensive rebounding (89); fourth overall in minutes (30.7)

- One of three on the team to have started all 31 games

### Dufault Career Bests

Points	21	La.-Monroe (Dec. 23, 2008)
Field Goals	9	La.-Monroe (Dec. 23, 2008)
FG Attempts	15	California (Feb. 26, 2012)
3-Pt. Made	3	twice: at California (Jan. 12, 2012) at Texas A&M (Jan. 23, 2010)
3-Pt. Att.	5	three times: Wichita State (Nov. 17) Western Michigan (Nov. 19) Kansas (Feb. 3, 2010)
FTM	6	three times: at California (Jan. 12, 2012) Alcorn State (Nov. 23, 2010) Harvard (Nov. 22, 2008)
FTA	8	Alcorn State (Nov. 23, 2010)
Rebounds	11	Arizona (Nov. 24, 2009)
Off. Reb.	5	twice: Alcorn State (Nov. 23, 2010) vs. Arizona (Nov. 24, 2009)
Def. Reb.	7	twice: vs. Western Michigan (Nov. 20) at Iowa State (Feb. 11, 2009)
Assists	5	Prairie View A&M (Dec. 19, 2008)
Steals	3	twice: CSU Northridge (Dec. 22, 2009) at Chaminade (Nov. 25, 2009)
Blocks	4	Texas A&M (Feb. 9, 2011)
Minutes	42	Texas (Feb. 14, 2009)

- Fifth among all conference freshmen in scoring and rebounding (all games played)

- First CU student-athlete from North Dakota since Ozzie Carlson (1960-61, Valley City).

### KILLDEER HS

- Averaged 26 points, 12 rebounds, four assists, three steals and two blocks as a senior.

- Only unanimous selection to the Class B all-state boys basketball team • Only repeat first-team selection by the North Dakota Associated Press Sportscasters and Sportswriters Association.

- Named North Dakota Mr. Basketball.

- Holds school marks in seasonal points (570), rebounds in a season (222), rebounds in a single game (18), points tallied in a game (career-high 42 pts.)

- As a junior, averaged 20 points and eight rebounds per game leading team to 19 wins.

- In golf, member of team that placed second at 2007 state tournament, third in 2008; named all-state golfer in 2008; Competed at the state tournament four consecutive years.

**ACADEMICS:** College major is psychology.

**PERSONAL:** Born Austin Lee Dufault on January 3, 1990 in Dickinson, N.D. • Son of Rich and Karen Dufault • Has an older sister, Amber, and a younger brother, Zach • Father was his high school basketball coach • Grew up in a small town approximately 800 people in the western part of the state • Enjoys hunting, fishing and running in his spare time.

### CAREER STATISTICS

Year	G	Min	FG-FGA	Pct	3PT-A	Pct	FT-FTA	Pct	O	D	Reb	Avg	Ast	To	PF-FO	Stl	Blk	Pts	Avg
2011-12	34-33	922	140-288	.486	20-57	.351	70-102	.686	52	100	152	4.5	31	46	89-1	19	9	370	10.9
2010-11	38-38	845	104-199	.523	5-26	.192	39-62	.629	63	97	160	4.2	27	26	112-3	23	21	252	6.6
2009-10	31-26	666	62-137	.453	16-42	.381	32-54	.593	28	67	95	3.1	27	19	92-5	22	11	172	5.5
2008-09	31-31	953	93-219	.425	13-53	.245	55-82	.671	26	89	115	3.7	31	52	75-0	11	3	254	8.2
<b>TOTAL</b>	<b>134-128</b>	<b>3386</b>	<b>399-843</b>	<b>.473</b>	<b>54-178</b>	<b>.303</b>	<b>196-300</b>	<b>.653</b>	<b>169</b>	<b>353</b>	<b>522</b>	<b>3.9</b>	<b>116</b>	<b>143</b>	<b>368-9</b>	<b>75</b>	<b>44</b>	<b>1048</b>	<b>7.8</b>

### 2011-12 Game-by-Game (senior)

Game	GS	Min	FGs	3FGs	FTs	O-D-R	Pf	A	To	BL	ST	Pts
<b>FORT LEWIS</b>	*	22	8-10	1-1	1-2	4-6-10	2	2	0	0	2	18
vs. Wichita State	-	30	3-8	2-5	0-2	1-3-4	2	2	3	1	1	8
vs. Maryland	*	30	5-6	0-0	2-3	2-2-4	2	2	1	0	0	12
vs. W. Michigan	*	32	6-12	2-5	2-2	1-7-8	3	1	1	2	0	16
at Air Force	*	26	5-9	1-2	4-6	2-5-7	4	2	2	0	0	15
<b>GEORGIA</b>	*	23	1-6	0-1	0-2	2-1-3	5	1	1	0	0	2
at Colorado State	*	29	5-8	2-2	1-2	2-1-3	2	1	1	0	0	13
<b>FRESNO STATE</b>	*	29	4-10	0-0	5-6	0-3-3	1	0	1	0	0	13
<b>WYOMING</b>	*	25	2-9	0-1	0-0	0-3-3	4	3	4	0	1	4
<b>CSU BAKERSFIELD</b>	*	24	3-4	1-1	3-3	2-2-4	2	1	1	0	0	10
<b>TEXAS SOUTHERN</b>	*	28	3-8	0-2	2-4	1-3-4	2	2	2	0	1	8
<b>NEW ORLEANS</b>	*	20	5-9	0-1	4-4	3-3-6	0	0	0	1	0	14
<b>UTAH</b>	*	18	0-3	0-0	1-2	1-5-6	2	2	1	1	2	1
<b>WASHINGTON</b>	*	23	4-7	0-1	5-5	0-4-4	3	2	3	0	2	13
<b>WASHINGTON ST.</b>	*	26	7-9	0-0	3-5	2-2-4	2	1	2	0	2	17
at California	*	33	5-13	3-4	6-7	3-3-6	4	1	2	0	0	19
at Stanford	*	29	6-12	2-4	0-0	0-3-3	3	1	1	0	1	14
<b>ARIZONA STATE</b>	*	29	5-8	0-1	1-1	2-3-5	3	2	3	0	1	11
<b>ARIZONA</b>	*	29	4-6	0-1	4-6	3-3-6	3	0	3	0	2	12
at USC	*	17	3-6	1-2	4-6	2-4-6	1	1	1	0	0	11
at UCLA	*	31	3-8	1-2	1-4	3-1-4	0	0	4	0	1	8
<b>OREGON STATE</b>	*	25	6-7	2-2	0-0	0-1-1	3	0	1	0	1	14
<b>OREGON</b>	*	28	3-4	1-2	2-3	0-2-2	3	0	1	0	0	9
at Arizona	*	35	5-13	0-4	0-1	2-5-7	3	2	0	0	0	10
at Arizona State	*	30	4-6	0-0	4-5	3-3-6	2	0	2	0	1	12
at Utah	*	33	4-12	0-2	3-4	4-5-9	1	0	1	1	0	11
<b>STANFORD</b>	*	25	2-9	0-2	2-2	0-1-1	3	0	1	0	0	6
<b>CALIFORNIA</b>	*	32	7-15	0-2	1-2	0-1-1	3	2	1	0	1	15
at Oregon	*	20	4-6	1-1	0-0	2-1-3	4	0	1	0	1	9
at Oregon State	*	30	3-8	0-2	1-2	0-5-5	3	1	3	3	0	7
vs. Utah	*	28	2-8	0-2	2-2	2-3-5	4	0	1	0	0	6
vs. Oregon	*	20	4-7	0-0	1-1	0-0-0	4	0	0	0	0	9
vs. California	*	35	6-13	0-1	3-4	0-4-4	3	2	0	0	0	15
vs. Arizona	*	28	3-9	0-1	2-4	3-4-7	4	0	1	0	0	8

### 2010-11 Game-by-Game (junior)

Game	GS	Min	FGs	3FGs	FTs	O-D-R	Pf	A	To	BL	ST	Pts
<b>IDAHO STATE</b>	*	16	3-5	1-2	2-4	0-3-3	0	1	0	0	2	9
at Georgia	*	30	5-9	0-0	3-4	3-2-5	4	0	0	1	2	13
at San Francisco	*	25	0-3	0-2	1-2	2-5-7	4	0	1	0	2	1
<b>ALCORN STATE</b>	*	21	2-9	0-1	6-8	5-3-8	1	1	1	1	1	10
at Harvard	*	19	2-4	0-0	3-4	2-1-3	4	0	0	0	1	7
<b>TX-PAN AMERICAN</b>	*	16	3-6	0-0	0-0	2-0-2	3	1	1	0	2	6
<b>OREGON STATE</b>	*	23	5-7	0-1	2-2	2-3-5	1	1	0	1	0	12
<b>COLORADO STATE</b>	*	31	4-7	0-0	0-0	2-2-4	3	0	0	3	0	8
<b>THE CITADEL</b>	*	25	2-2	0-0	4-5	1-5-6	1	0	0	0	2	8
<b>LONGWOOD</b>	*	18	4-7	1-1	3-4	3-2-5	2	3	1	0	0	12
vs. New Mexico	*	20	1-1	0-0	0-0	0-1-1	4	0	0	0	1	2
vs. Indiana	*	27	5-8	0-1	0-0	3-4-7	4	0	0	0	2	10
<b>MD EASTERN SHORE</b>	*	21	7-9	1-1	3-3	3-4-7	3	0	0	0	0	18
at Cal St. Bakersfield	*	27	4-9	0-1	2-5	3-6-9	3	2	1	0	1	10
<b>WESTERN N.MEXICO</b>	*	16	3-4	0-0	3-6	2-2-4	5	1	2	1	1	9
<b>MISSOURI</b>	*	29	6-10	0-1	0-0	3-4-7	2	0	0	1	0	12
at Kansas State	*	27	4-6	0-0	0-0	1-0-1	3	2	3	0	0	8
<b>OKLAHOMA STATE</b>	*	22	2-5	0-0	1-2	1-4-5	4	1	3	0	0	5
at Nebraska	*	26	3-6	0-1	0-0	0-2-2	1	1	0	0	0	6
at Oklahoma	*	16	3-6	0-1	1-2	0-3-3	3	1	0	0	0	7
<b>KANSAS</b>	*	24	0-1	0-0	0-0	0-3-3	2	3	0	0	0	0
at Baylor	*	26	2-5	0-0	0-2	2-3-5	3	0	0	2	1	4
<b>IOWA STATE</b>	*	13	2-4	0-0	2-2	1-1-2	5	1	0	0	1	6
at Missouri	*	28	5-7	0-0	0-0	3-3-6	3	0	3	0	0	10
<b>TEXAS A&amp;M</b>	*	34	4-6	1-2	0-0	1-3-4	4	0	1	4	0	9
<b>KANSAS STATE</b>	*	28	2-5	0-1	0-0	2-1-3	4	0	1	1	0	4
at Kansas	*	21	2-8	0-3	0-0	1-1-2	4	0	1	2	1	4
at Texas Tech	*	21	1-1	0-0	0-0	1-4-5	2	1	0	0	1	2
<b>TEXAS</b>	*	23	4-5	1-1	0-0	1-2-3	5	1	0	2	1	9
at Iowa State	*	16	1-4	0-1	0-0	0-0-0	3	1	1	0	0	2
<b>NEBRASKA</b>	*	19	2-4	0-0	0-0	0-3-3	3	0	0	2	0	4
vs. Iowa State	*	13	1-2	0-1	0-0	1-1-2	4	0	1	0	0	2
vs. Kansas State	*	15	2-3	0-0	0-0	1-2-3	3	0	1	0	0	4
vs. Kansas	*	25	2-5	0-3	2-5	2-3-5	4	0	2	0	0	6
<b>TEXAS SOUTHERN</b>	*	16	0-5	0-0	0-0	2-3-5	2	1	1	0	0	0
<b>CAL</b>	*	22	3-6	0-1	1-2	2-2-4	4	2	0	0	0	7
<b>KENT STATE</b>	*	22	2-4	0-0	0-0	3-3-6	0	1	0	0	0	4
vs. Alabama	*	24	1-2	0-1	0-0	2-4-6	2	2	2	0	0	2

### 2009-10 Game-by-Game (sophomore)

Game	GS	Min	FGs	3FGs	FTs	O-D-R	Pf	A	To	BL	ST	Pts
<b>ARK.-PINE BLUFF</b>	*	25	3-4	1-2	3-4	1-2-3	4	1	3	0	1	10
<b>COPPIN STATE</b>	*	26	1-6	0-0	4-4	2-3-5	1	2	2	1	0	6
<b>TEXAS SOUTHERN</b>	*	31	2-5	0-0	3-4	2-1-3	2	2	1	0	2	7
vs. Gonzaga	*	26	3-4	1-1	0-2	0-2-2	2	1	0	0	0	7
vs. Arizona	*	29	4-7	1-3	5-7	5-6-11	5	1	0	0	1	14
at Chaminade	*	27	5-6	2-2	0-0	1-3-4	2	2	0	0	3	12
<b>SAN FRANCISCO</b>	*	23	2-3	0-1	1-2	0-5-5	2	1	1	3	1	5
at Oregon State	*	12	3-5	0-0	1-1	2-2-4	4	0	0	0	0	7
<b>COLO. CHRISTIAN</b>	*	23	2-6	0-1	2-5	2-3-5	3	1	0	0	2	6
at Colorado State	*	25	2-4	0-2	0-0	1-1-2	5	1	0	1	0	4
<b>CSU NORTHBRIDGE</b>	*	23	4-7	2-3	2-2	0-3-3	2	1	1	1	3	12
<b>YALE</b>	*	29	1-5	0-2	1-2	0-1-1	4	2	1	1	0	3
at Tulsa	*	31	4-7	0-2	0-1	0-4-4	3	1	0	0	0	8
<b>MIAMI (OH)</b>	*	25	0-2	0-0	2-2	0-1-1	2	1	2	1	0	2
at Texas	-	9	0-2	0-0	1-2	0-0-0	5	1	2	0	0	1
<b>BAYLOR</b>	-	11	0-0	0-0	0-0	0-0-0	1	0	1	0	0	0
<b>KANSAS STATE</b>	-	22	1-3	0-0	3-5	2-1-3	5	0	0	0	1	5
at Oklahoma State	*	19	4-6	2-4	0-0	1-4-5	3	0	1	0	1	10
at Texas A&M	*	33	5-9	3-4	0-0	1-2-3	1	1	0	0	1	13
<b>NEBRASKA</b>	*	17	1-3	0-1	1-2	0-1-1	5	0	0	0	1	3
at Iowa State	*	31	3-6	2-3	0-0	1-6-7	4	1	0	0	2	8
<b>KANSAS</b>	*	27	2-9	1-5	1-4	2-4-6	4	2	1	0	1	6
<b>MISSOURI</b>	*	18	0-3	0-0	0-0	1-1-2	0	1	0	1	1	0
at Kansas State	*	20	1-4	0-1	1-4	1-2-3	4	1	1	0	0	3
<b>OKLAHOMA</b>	*	15	2-3	0-0	1-1	0-0-0	2	0	0	1	0	5
at Kansas	*	20	3-9	1-3	0-0	1-2-3	2	0	1	0	1	7
at Missouri	*	16	0-1	0-1	0-0	1-2-3	4	3	0	0	0	0
<b>IOWA STATE</b>	*	19	2-4	0-1	0-0	0-3-3	2	0	1	0	0	4
at Nebraska	*	7	0-0	0-0	0-0	0-0-0	3	0	0	0	0	0
<b>TEXAS TECH</b>	-	12	2-2	0-0	0-0	1-1-2	4	0	0	1	0	4
vs. Texas Tech	-	15	0-2	0-0	0-0	0-1-1	2	0	0	0	0	0

### 2008-09 Game-by-Game (freshman)

Game	GS	Min	FGs	3FGs	FTs	O-D-R	Pf	A	To	BL	ST	Pts
ARK.-PINE BLUFF	*	31	5-11	0-2	3-4	1-3-4	2	2	2	1	0	13
MONTANA STATE	*	37	5-10	1-3	0-0	1-2 3	4	2	2	0	2	11
HARVARD	*	25	2-5	1-3	6-6	2-4-6	1	1	2	0	0	11
LAFAYETTE	*	25	3-5	1-1	4-5	2-0-2	3	1	2	0	0	11
at Stanford	*	34	5-12	0-4	0-0	1-4-5	4	0	1	0	0	10
TCU	*	28	3-9	1-4	1-3	0-0-0	3	0	6	0	1	8
COLORADO STATE	*	32	5-10	1-2	1-3	1-4-5	4	1	1	0	1	12
PRAIRIE VIEW A&M	*	27	1-6	0-2	1-2	1-1-2	2	5	4	0	0	3
La.-MONROE	*	38	9-14	1-2	2-2	0-2-2	0	3	1	0	0	21
vs. Coppin State	*	33	2-9	0-0	2-2	3-1-4	3	0	0	0	0	6
vs. Buffalo	*	33	2-5	0-2	2-2	0-4-4	0	0	2	1	0	6
vs. Vermont	*	28	2-10	1-2	1-2	0-3-3	2	0	0	0	0	6
at SMU	*	39	5-9	1-3	2-2	1-6-7	1	1	2	0	0	13
WESTERN STATE	*	32	1-5	0-1	2-2	2-3-5	1	0	0	0	0	4
at Missouri	*	31	2-6	1-1	0-0	1-4-5	1	0	3	0	1	5
KANSAS	*	30	4-9	0-2	2-4	3-2-5	4	1	1	0	0	10
at Texas Tech	*	30	2-7	0-1	0-1	0-3-3	4	1	5	0	1	4
KANSAS STATE	*	37	4-6	0-1	1-2	1-3-4	1	1	2	0	1	9
IOWA STATE	*	31	2-5	1-2	2-4	0-5-5	1	1	0	0	2	7
at Kansas	*	28	2-5	1-3	2-2	1-3-4	1	0	1	0	1	7
NEBRASKA	*	32	3-8	0-2	0-1	0-4-4	1	1	1	1	0	6
at Oklahoma		28	4-8	0-2	5-6	1-2-3	1	2	1	0	0	13
at Iowa State	*	32	3-7	0-1	4-4	0-7-7	3	0	0	0	1	10
TEXAS	*	42	3-6	0-0	2-2	0-5-5	4	1	2	0	1	8
at Nebraska		32	2-5	1-2	4-6	1-2-3	3	0	1	0	0	9
MISSOURI	*	38	5-9	1-2	4-5	3-2-5	1	1	2	0	0	15
OKLAHOMA STATE	*	24	1-6	0-2	0-4	0-2-2	5	2	2	0	0	2
at Baylor	*	17	2-3	0-0	1-2	0-1-1	5	2	2	0	0	5
TEXAS A&M	*	23	1-4	0-0	0-2	0-1-1	2	0	1	0	0	2
at Kansas State	*	38	2-3	0-0	1-2	0-6-6	4	2	3	0	0	5
vs. Texas	*	18	1-2	0-1	0-0	0-0-0	4	0	0	0	0	2



## Trey Eckloff

#55

Senior • Forward • 3L

6-10 • 230

Englewood, Colo.

Cherry Creek HS

**2010-11 (junior):** Played 19 games averaging 4.3 minutes, 1.4 points, 1.0 rebounds a game • Shot 80 percent from the free throw line (4-for-5) and 44 percent from the field (11-for-25) • Played a season-high 13 minutes with a season-best six points and four rebounds in home win over Western New Mexico (Jan. 5) • Three rebounds in home win over Iowa State (Feb. 1).

**2009-10 (sophomore):** Played 15 games with one start • Averaged 5.3 minutes, one point and one rebound a game • First career start at Kansas State (Feb. 13) playing a season-best 12 minutes • Grabbed a season-high four rebounds in home win over Coppin State (Nov. 16) and three boards at home against Missouri (Feb. 6).

**2008-09 (freshman):** Played in 26 games • Averaged 10.1 minutes, 2.2 points and 1.8 rebounds per game • Season-high 25 minutes with six rebounds against Kansas (Jan. 17) • Also had 23 minutes and four rebounds at Stanford (Nov. 29) • Season-best two steals against the Cardinal • Scored a season-best seven points on three-of-four shooting (.750) at Oklahoma (Feb. 7) • Grabbed five rebounds at Missouri (Jan. 14) • Played 15+ minutes in six games (four conference); scored four or more points seven times (three conference); and recorded multiple rebounds 13 times (five conference).

**CHERRY CREEK HS:** Two-year basketball letterwinner • Led team in assists, rebounds and blocked shots during senior year • As a senior, averaged 16.2 points, 10.4 rebounds, 4.1 assists and two blocks per game • Helped the Bruins reach the Sweet 16 State 5A Tournament with a 16-9 record • All-Centennial League and Rise Magazine first team selection.

**ACADEMICS:** College major is finance • Also interested in communication and law • 2009-10 and 2010-11 Big 12 Conference Academic first team selection • 2010-11 NABC (National Association of Basketball Coaches Honors Court recipient • Six-time Commissioners Honor Roll recipient (Fall 2008, Spring 2009, Fall 2009, Spring 2010, Fall 2010, Spring 2011) • Named to the CU 4.0 G.P.A. club during the Fall 2008 and Spring 2009 semesters, in addition being named to the Dean's List.

**PERSONAL:** Born Warren Nathaniel Eckloff III on April 30, 1990 in Denver, Colo. • Nickname is Trey • Son of Nate and Diane Eckloff • Has a younger brother, Weston.

### 2010-11 Totals (Junior Year)

PTS	REB	AST	ST	MIN	FG%	FT%	3-PT%
1.4	0.9	0.4	0.1	4.3	.440	.800	.111

- Played 19 games
- Season-best 11 minutes vs. Longwood
- Six points vs. Western New Mexico
- Season opener vs. Idaho State with two points, three rebounds

### 2009-10 Totals (Sophomore Year)

PTS	REB	AST	ST	MIN	FG%	FT%	3-PT%
0.9	0.8	0.2	-	5.7	.250	1.000	.125

- 15 games played in 2009-10
- five games with 10+ minutes played
- started first collegiate game at K-State (12 mins., 1 reb.)
- Academic All-Big 12 First Team and Big 12 Commissioners Honor Roll

### 2008-09 Totals (Freshman Year)

PTS	REB	AST	ST	MIN	FG%	FT%	3-PT%
2.2	1.8	0.3	0.3	3.6	.350	.412	.350

- Played 26 games averaging 10.1 minutes a game
- Season-high 25 minutes vs. Kansas (Jan. 17) w/ 6 rebs.
- Fall 2008, Spring 2009 4.0 GPA Club; Dean's List

### Eckloff Career Bests

Points	7	at Oklahoma (Feb. 7, 2009)
Field Goals	3	twice: Western N.M. (Jan. 5, 2011) at Oklahoma (Feb. 7, 2009)
FG Attempts	6	Longwood (Dec. 19, 2010)
3-Pt. Made	1	10 times, recent: New Orleans (Dec. 28, 2011)
3-Pt. Att.	2	eight times, recent: MD Eastern Shore (Dec. 29, 2010)
FTM	2	nine times, recent: Iowa State (Feb. 1, 2011)
FTA	2	nine times, recent; Iowa State (Feb. 1, 2011)
Rebounds	6	Kansas (Jan. 17, 2009)
Off. Reb.	3	Kansas (Jan. 17, 2009)
Def. Reb.	4	at Missouri (Jan. 14, 2009)
Assists	2	four times: New Orleans (Dec. 28, 2011) Longwood (Dec. 19, 2010) Kansas (Jan. 17, 2009) La.-Monroe (Dec. 23, 2008)
Steals	2	at Stanford (Nov. 29, 2008)
Blocks	1	eight times, recent: New Orleans (Dec. 28, 2011)
Minutes	25	Kansas (Jan. 17, 2009)

### 2011-12 Game-by-Game (senior)

Game	GS	Min	FGs	3FGs	FTs	O-D-R	Pf	A	To	BL	ST	Pts
FORT LEWIS	-	3	1-2	0-0	0-0	0-1-1	0	1	0	0	0	2
NEW ORLEANS	-	6	1-2	1-1	0-0	0-0-0	0	2	0	1	0	3
UTAH	-	3	0-1	0-0	0-0	0-1-0	1	0	0	0	0	0
WASHINGTON	-	1	0-0	0-0	0-0	0-0-0	0	0	0	0	0	0
ARIZONA STATE	-	2	0-1	0-0	0-0	0-0-0	1	0	0	0	0	0
at USC	-	3	0-0	0-0	0-0	0-0-0	0	0	0	0	0	0
OREGON STATE	-	2	0-1	0-1	0-0	0-0-0	0	0	1	0	0	0
OREGON	-	1	0-0	0-0	0-0	0-1-1	0	0	0	0	0	0

### CAREER STATISTICS

Year	GP-GS	Min	FG-FGA	Pct	3PT-A	Pct	FT-FTA	Pct	O	D	Reb	Avg	Ast	To	PF-FO	Stl	Blk	Pts	Avg
2011-12	8-0	21	2-7	.286	1-2	.500	0-0	.000	0	3	3	0.4	3	2	2-0	0	1	5	0.6
2010-11	19-0	81	11-25	.440	1-9	.111	4-5	.800	5	13	18	0.9	5	0	16-0	2	1	27	1.4
2009-10	15-1	85	5-20	.250	1-8	.125	2-2	1.000	5	7	12	0.8	3	9	18-2	0	3	13	0.9
2008-09	26-0	263	21-51	.412	7-20	.350	7-17	.412	14	33	47	1.8	8	25	43-0	6	3	56	2.2
<b>TOTAL</b>	<b>68-1</b>	<b>450</b>	<b>39-103</b>	<b>.379</b>	<b>10-39</b>	<b>.256</b>	<b>13-24</b>	<b>.542</b>	<b>24</b>	<b>56</b>	<b>80</b>	<b>1.2</b>	<b>19</b>	<b>36</b>	<b>79-2</b>	<b>8</b>	<b>8</b>	<b>101</b>	<b>1.5</b>

**Game #1 (Nov. 11)**  
**Fort Lewis College at Colorado**  
**Boulder, Colo.**

**FORT LEWIS COLLEGE (0-1)**

Player		FGs	3-pt	FT	O-D-	R	F	TP	A	TO	B	S	Min
Udall	c	3-5	0-1	2-8	0-4	4	2	8	0	0	2	0	25
Morris	f	0-3	0-0	2-2	0-8	8	2	2	3	4	1	1	23
Billups	g	8-14	3-5	4-9	2-1	3	3	23	0	3	0	1	34
Matthews	g	3-6	2-4	1-2	2-0	2	3	9	0	5	0	0	22
Weissi	g	0-4	0-4	0-0	0-0	0	3	0	0	0	0	0	17
Mazarei		5-10	0-3	0-1	0-3	3	1	10	3	1	0	0	22
Ayala		0-2	0-1	0-0	0-0	0	3	0	0	0	0	0	10
LaBate		0-1	0-1	0-0	0-0	0	0	0	0	0	0	0	3
Cassaday		0-3	0-0	0-0	0-0	0	0	0	0	4	0	1	12
Marquez		1-2	0-0	0-0	1-1	2	0	2	0	0	0	0	6
Fraser		0-1	0-0	0-0	0-2	2	0	0	1	0	0	1	8
Herrera		1-5	0-0	1-4	4-1	5	5	3	1	1	1	0	18
Team					0-2	2							
Totals		21-56	5-19	10-26	9-22	31	22	57	8	18	4	4	200

FG%	1st Hlf	10-24	41.7%	2nd Hlf	11-32	34.4%	Game	21-56	37.5%
3FG%	1st Hlf	2-9	22.2%	2nd Hlf	3-10	30.0%	Game	5-19	26.3%
FT%	1st Hlf	7-13	53.8%	2nd Hlf	3-13	23.1%	Game	10-26	38.5%
deadball rebounds:	9								

**COLORADO (1-0)**

Player		FGs	3-pt	FT	O-D-	R	F	TP	A	TO	B	S	Min
Dufault	f	8-10	1-1	1-2	4-6	10	2	18	2	0	0	2	22
Roberson	f	4-9	1-3	4-5	2-13	15	3	13	1	2	1	0	28
Tomlinson	g	1-4	1-3	2-2	0-1	1	1	5	4	2	0	3	28
Dinwiddie	g	2-9	0-1	3-4	3-4	7	5	7	3	2	0	0	22
Brown	g	4-7	1-1	4-6	0-2	2	3	13	0	3	0	1	23
Booker		3-8	0-0	3-3	0-4	4	1	9	2	3	0	1	20
Sharpe		1-2	0-0	0-1	1-1	2	1	2	1	2	0	0	17
Webb		0-0	0-0	0-0	0-0	0	0	0	0	0	0	0	1
Harris-Tunks		2-4	0-0	0-1	2-0	2	4	4	0	2	0	0	17
Chen		4-6	0-0	2-2	0-1	1	2	10	1	1	0	0	15
Mills		1-2	0-0	0-1	1-0	1	1	2	0	0	0	0	4
Eckloff		1-2	0-0	0-0	0-1	1	0	2	1	0	0	0	3
Team					2-0	2							
Totals		31-63	4-9	19-27	15-33	48	23	85	15	17	1	7	200

FG%	1st Hlf	15-30	50.0%	2nd Hlf	16-33	48.5%	Game	31-63	49.2%
3FG%	1st Hlf	2-6	33.3%	2nd Hlf	2-3	66.7%	Game	4-9	44.4%
FT%	1st Hlf	9-12	75.0%	2nd Hlf	10-15	66.7%	Game	19-27	70.4%
deadball rebounds:	3								

Fort Lewis 29 28 57

Colorado 41 44 85

Officials: Jim Giron, Jeff Ketchu, Scott Harris

Technicals: Fort Lewis College - Team; Harris-Tunks, Mills.

Attendance: 7925. Fouled out: Herrera (3:12, 2nd Half), Dinwiddie (2:16, 2nd Half).

**BUFFS ROLL PAST OVERMATCHED SKYHAWKS**

BOULDER (Nov. 11) - Tad Boyle wasn't facing a complete makeover with his 2011-12 Colorado basketball team, but it came close. He unveiled his retooled Buffs Friday night against Fort Lewis College, and while he was the first to acknowledge there's work to be done before the schedule toughens - and that happens quickly - he also found plenty to applaud in CU's 85-57 season-opening victory at the Coors Events Center.

"The good thing is you can win by this margin and still have room for improvement," Boyle said after watching his second CU team struggle at times to find its half-court offense and lapse occasionally on defense but still do enough right to rout an overmatched opponent.

"Defensively we played pretty well," Boyle continued. "I challenged our guys to guard for 40 minutes. We had a few lapses, but I thought overall we played well - especially with the number of new guys we had on the court."

Playing without Cory Higgins, Alec Burks, Levi Knutson and Marcus Relphorde - a foursome that accounted for about 75 percent of CU's scoring load last season - was "really weird," sophomore forward Andre Roberson said. "But it's time to move on."

And so the Buffs did - at least in their opener.

CU senior forward Austin Dufault, who led CU with 18 points and added 10 rebounds, called Fort Lewis "a good Division II team" and said the Buffs submitted a first night they can build on: "You always want to get off to a good start and our team did that . . . we had a good team effort crashing the boards."

Boyle said Dufault and senior guard Nate Tomlinson, who had five points, four assists and three steals, "gave us great stability on the court . . . I don't know if Austin can get 18 and 10 every night, but I won't be mad at him if he does."

The Buffs' board work was controlled by the 6-7 Roberson, who at 215 pounds weighs about 15 more than last season and, said Boyle, "is a beast . . . he's a lot stronger, he's athletic and explosive." Roberson exhibited all of those things, collecting a game-best 15 of CU's 48 rebounds and scoring 13 points - all in the first half.

Fort Lewis coach Bob Hofman, a former CU point guard, liked what he saw from Roberson, calling him "a special player."

**Game #2 (Nov. 17)**  
**Wichita State vs. Colorado**  
**First Round, San Juan, Puerto Rico**

**WICHITA STATE (2-0)**

Player		FGs	3-pt	FT	O-D-	R	F	TP	A	TO	B	S	Min
Smith	f	6-12	4-7	1-2	2-4	6	1	17	1	3	1	1	31
Stutz	c	7-14	0-1	0-1	5-6	11	3	14	1	1	1	0	30
Ragland	g	2-5	0-2	0-0	0-4	4	4	4	4	1	0	2	30
Williams	g	1-7	0-3	1-1	1-0	1	1	3	0	2	0	1	28
Kyles	g	4-7	2-5	0-0	0-3	3	0	10	4	2	0	3	33
Wessel		0-0	0-0	0-0	0-0	0	0	0	0	0	0	0	0+
Orukpe		0-1	0-0	0-0	0-3	3	0	0	0	0	0	1	10
Hall		1-1	0-0	0-0	1-4	5	2	2	0	0	1	1	16
Murry		6-13	2-5	3-4	2-3	5	2	17	2	5	0	1	22
Cotton		0-0	0-0	0-0	0-0	0	1	0	0	1	0	0	0+
White		0-0	0-0	0-0	0-0	0	0	0	0	0	0	0	0+
Team					0-0	0				1			
Totals		27-60	8-23	5-8	11-27	38	14	67	12	16	3	10	200

FG%	1st Hlf	14-29	48.3%	2nd Hlf	13-31	41.9%	Game	27-60	45.0%
3FG%	1st Hlf	5-12	41.7%	2nd Hlf	3-11	27.3%	Game	8-23	34.8%
FT%	1st Hlf	0-0	0.0%	2nd Hlf	5-8	62.5%	Game	5-8	62.5%
deadball rebounds:	2								

**COLORADO (1-1)**

Player		FGs	3-pt	FT	O-D-	R	F	TP	A	TO	B	S	Min
Harris-Tunks	f	2-2	0-0	4-5	0-2	2	1	8	2	0	0	0	17
Booker	g	1-2	1-1	2-4	0-2	2	4	5	1	3	0	2	12
Webb	g	0-0	0-0	0-0	0-0	0	0	0	0	0	0	0	3
Dinwiddie	g	2-7	1-2	2-2	0-0	0	1	7	1	2	0	1	27
Brown	g	7-14	0-1	1-2	1-3	4	1	15	1	1	0	0	28
Tomlinson		2-7	1-2	0-0	0-2	2	1	5	3	3	0	2	31
Sharpe		0-0	0-0	2-2	1-1	2	0	2	1	1	0	0	9
Roberson		2-7	0-0	0-2	1-9	10	3	4	1	3	1	2	31
Chen		2-2	0-0	0-0	1-0	1	0	4	1	1	0	1	12
Dufault		3-8	2-5	0-2	1-3	4	2	8	2	3	1	1	30
Team					0-1	1							
Totals		21-49	5-11	11-19	5-23	28	13	58	13	17	2	9	200

FG%	1st Hlf	10-24	41.7%	2nd Hlf	11-25	44.0%	Game	21-49	42.9%
3FG%	1st Hlf	2-4	50.0%	2nd Hlf	3-7	42.9%	Game	5-11	45.5%
FT%	1st Hlf	4-4	100%	2nd Hlf	7-15	46.7%	Game	11-19	57.9%
deadball rebounds:	4								

Wichita State 33 34 67

Colorado 26 32 58

Officials: Jim Burr, Randy Heimermann, Mike Thibodeaux

Technicals: none. Attendance: 5322. Fouled out: none.

**BUFFS FALL TO SHOCKERS IN PUERTO RICO OPENER**

SAN JUAN, P.R. (Nov. 17) - Carlton Brown scored 15 points and added four rebounds but the Colorado Buffaloes fell to Wichita State, 67-58, in the first round of the Fifth Annual 5 Hour Energy Puerto Rico Shootout here Thursday.

The Buffs will now face Maryland Friday at 4:30 p.m. In an ironic twist, Maryland is now coached by Mark Turgeon, who was the head coach for the Shockers when Boyle was his assistant.

No other CU player hit double figures, but sophomore Andre Roberson did pull down 10 rebounds for the Buffaloes.

The two teams played even for the first 15 minutes of the first half when the game was tied at 24-24 before the Shockers went on a 7-0 run in less than two minutes to take a 31-24 lead with 3:15 left in the half.

Each team scored just once the remainder of the first half, 33-26.

The Shockers held the lead near double digits early in the second half, and the Buffs cut it to five points twice, first at 37-32 and then again at 40-35.

Colorado cut the Shocker lead to just three midway through the second half, 50-47, after Austin Dufault made a 3-pointer.

Askia Booker made a free throw with 2:13 left to bring CU to within five points at 62-57 and the Buffs didn't score again as the Shockers put the game away at the line with the final score, 67-58.

**Game #3 (Nov. 18)**  
**Maryland vs. Colorado**  
**Consolation, San Juan, Puerto Rico**

**MARYLAND (2-1)**

Player		FGs	3-pt	FT	O-D-R	F	TP	A	TO	B	S	Min	
Parker	f	4-7	0-1	0-4	2-3	5	2	8	1	0	0	1	30
Pankey	f	1-2	0-0	1-2	1-5	6	5	3	2	1	1	1	30
Faust	g	4-9	3-6	4-8	0-5	5	2	15	3	3	0	1	34
Stoglin	g	12-21	4-7	4-4	1-3	4	4	32	3	2	0	0	31
Mosley	g	4-7	4-6	4-5	1-6	7	2	16	0	1	0	0	30
Weijis		1-2	0-0	0-0	2-1	3	1	2	1	0	0	0	14
Thomas		0-1	0-1	0-0	0-0	0	0	0	0	1	0	0	9
Padgett		1-6	0-0	0-1	6-1	7	2	2	0	0	1	0	22
Team					1-0	1				2			
Totals		27-55	11-21	13-24	14-24	38	18	78	10	10	2	3	200

FG%	1st Hlf	9-23	39.1%	2nd Hlf	18-32	56.3%	Game	27-55	49.1%
3FG%	1st Hlf	4-9	44.4%	2nd Hlf	7-12	58.3%	Game	11-21	52.4%
FT%	1st Hlf	4-5	80.0%	2nd Hlf	9-19	47.4%	Game	13-24	54.2%
deadball rebounds:	5, 1								

**COLORADO (2-2)**

Player		FGs	3-pt	FT	O-D-	R	F	TP	A	TO	B	S	Min
Roberson	f	7-14	2-4	5-8	4-9	13	3	21	0	0	1	1	31
Dufault	f	5-6	0-0	2-3	2-2	4	2	12	2	1	0	0	30
Tomlinson	g	2-9	0-6	2-2	0-0	0	2	6	3	0	0	1	31
Dinwiddie	g	1-5	1-2	0-0	0-0	0	5	3	1	0	0	0	12
Brown	g	5-10	3-6	1-1	1-1	2	2	14	2	3	0	0	30
Booker		4-6	0-0	0-2	0-3	3	5	8	4	2	0	4	21
Sharpe		1-2	1-1	1-5	0-1	1	0	4	1	1	1	0	12
Harris-Tunks		0-0	0-0	1-2	1-3	4	1	1	1	1	0	0	18
Chen		1-2	0-0	0-0	2-0	2	3	2	2	0	0	0	15
Team					1-0	1							
Totals		26-54	7-19	12-23	11-19	30	23	71	16	8	2	6	200

FG%	1st Hlf	14-30	46.7%	2nd Hlf	12-24	50.0%	Game	26-54	48.1%
3FG%	1st Hlf	4-10	40.0%	2nd Hlf	3-9	33.3%	Game	7-19	36.8%
FT%	1st Hlf	2-3	66.7%	2nd Hlf	10-20	50.0%	Game	12-23	52.2%
deadball rebounds:	3, 1								

Maryland 26 52 78

Colorado 34 37 71



## Game #4 (Nov. 20)

### Western Michigan vs. Colorado

### Consolation, San Juan, Puerto Rico

#### WESTERN MICHIGAN (0-3)

Player	FGs	3-pt	FT	O-D-	R	F	TP	A	TO	B	S	Min
Hutcheson f	2-6	1-2	4-4	1-3	4	5	9	1	0	1	0	22
Whitfield f	4-8	0-0	3-4	1-7	8	2	11	2	0	2	0	37
Stainbrook c	8-10	1-1	3-7	5-3	8	4	20	1	3	2	0	36
Ward g	6-13	0-4	4-4	1-2	3	3	16	8	0	0	0	38
Douglas g	1-6	0-2	6-10	1-3	4	3	8	2	1	0	0	25
Hoerdemann	1-2	1-2	0-0	0-0	0	1	3	1	0	0	0	5
Pokley	0-1	0-1	0-0	0-1	1	1	0	0	0	0	0	6
Whittington	0-1	0-0	0-0	0-1	1	2	0	0	0	0	0	5
Richie	3-6	3-6	0-0	0-1	1	3	9	2	1	9	1	23
Brown	0-0	0-0	0-0	0-0	0	1	0	0	2	0	0	2
Loney	0-1	0-0	0-0	0-0	0	0	0	0	0	0	0	1
Team				0-0	0							
Totals	25-55	6-18	20-29	9-21	30	25	76	17	7	5	2	200
FG%	1st Hlf	14-30	46.7%	2nd Hlf	11-25	44.0%	Game	25-55				45.5%
3FG%	1st Hlf	4-11	36.4%	2nd Hlf	2-7	26.8%	Game	6-18				33.3%
FT%	1st Hlf	3-4	75.0%	2nd Hlf	17-25	68.0%	Game	20-29				69.0%
deadball rebounds:	4											

#### COLORADO (2-2)

Player	FGs	3-pt	FT	O-D-	R	F	TP	A	TO	B	S	Min
Roberson f	1-2	0-0	1-2	2-4	6	5	3	1	1	0	0	11
Dufault f	6-12	2-5	2-2	1-7	8	3	16	1	1	2	0	32
Tomlinson g	3-7	3-7	3-4	0-1	1	2	12	4	0	0	2	32
Dinwiddie g	1-5	1-2	2-2	1-3	4	0	5	2	0	2	0	23
Brown g	8-14	1-4	6-6	3-3	6	3	23	4	3	0	0	34
Booker	3-8	0-2	5-6	0-2	2	3	11	4	1	0	0	26
Sharpe	0-1	0-0	0-2	1-1	2	0	0	0	1	1	0	3
Harris-Tunks	3-6	0-0	2-2	4-4	8	4	8	0	3	1	0	25
Chen	1-2	0-1	1-1	0-1	1	2	3	1	1	0	0	12
Mills	0-0	0-0	0-0	0-0	0	0	0	0	0	0	0	2
Team				1-0	1							
Totals	26-57	7-21	22-27	13-26	39	22	81	17	11	6	2	200
FG%	1st Hlf	11-28	39.3%	2nd Hlf	15-29	51.7%	Game	26-57				45.6%
3FG%	1st Hlf	3-13	23.1%	2nd Hlf	4-8	50.0%	Game	7-21				33.3%
FT%	1st Hlf	6-9	66.7%	2nd Hlf	16-18	88.9%	Game	22-27				81.5%
deadball rebounds:	2											
W. Michigan	35	41	76									
Colorado	31	50	81									

Officials: Mike Thibodeaux, Steve Pyatt, Jose Carrion  
Technical: none. Attendance: 11297. Fouled out: Roberson, Hutcheson.

#### BUFFS TAKE DOWN BRONCOS 81-76

SAN JUAN, P.R. (Nov. 20) - Carlton Brown scored 23 points and Colorado defeated Western Michigan 81-76 in the seventh-place game of the Puerto Rico Tip-Off tournament.

Brown was 8 for 14 from the field and 6 for 6 from the free-throw line for the Buffaloes (2-2). Austin Dufault had 16 points and eight rebounds for Colorado, while Nate Tomlinson scored 12 and Askia Booker added 11 points.

The Buffs' five-point margin at the end was their biggest lead of the game.

"This win gives us confidence and that's important in college basketball," said CU head coach Tad Boyle. "We're going to get mentally tougher for our upcoming games."

Western Michigan (0-4), which didn't lead in either of the first two games of the tournament, jumped in front 13-3 and led 35-31 at halftime.

Matt Stainbrook had 20 points and eight rebounds for the Broncos. Demetrius Ward scored 16 points and Flenard Whitfield had 11 points and eight boards.

## Game #5 (Nov. 23)

### Colorado at Air Force

### Colorado Springs, Colo.

#### COLORADO (3-2)

Player	FGs	3-pt	FT	O-D-	R	F	TP	A	TO	B	S	Min
Roberson f	5-9	0-0	1-1	6-7	13	4	11	3	2	4	1	38
Dufault f	5-9	1-2	4-6	2-5	7	4	15	2	2	0	0	26
Tomlinson g	7-11	4-7	1-1	0-2	2	0	19	4	3	0	0	41
Dinwiddie g	1-4	0-1	0-0	1-4	5	4	2	0	2	0	0	18
Brown g	7-16	2-10	0-0	1-5	6	4	16	6	3	0	0	43
Booker	3-7	3-4	2-4	1-4	5	1	11	0	2	0	0	30
Sharpe	0-0	0-0	0-0	0-0	0	1	0	0	1	0	0	1
Harris-Tunks	1-3	0-0	0-0	1-3	4	3	2	0	2	0	0	12
Chen	0-1	0-0	0-2	0-0	0	1	0	0	0	0	0	16
Team				3-2	5							
Totals	29-60	10-24	8-14	15-32	47	22	76	15	18	4	1	225
FG%	1st Hlf	14-26	53.8%	2nd Hlf	12-27	44.4%	OT	3-7	42.9%	Game	25-55	45.5%
3FG%	1st Hlf	6-11	54.5%	2nd Hlf	3-10	30.0%	OT	1-3	33.3%	Game	6-18	33.3%
FT%	1st Hlf	3-7	42.9%	2nd Hlf	3-5	60.0%	OT	2-2	100%	Game	8-14	57.1%
deadball rebounds:	4											

#### AIR FORCE (3-1)

Player	FGs	3-pt	FT	O-D-	R	F	TP	A	TO	B	S	Min
Fitzgerald f	3-6	2-5	2-3	0-4	4	4	10	1	1	0	2	38
Stewart f	4-12	0-1	1-2	2-1	3	2	9	1	1	1	0	42
Broekhuis c	2-10	0-1	2-4	4-4	8	2	6	4	0	1	2	39
Fletcher g	4-13	0-4	5-6	0-3	3	1	13	6	1	1	1	40-
Lyons g	10-19	3-8	8-9	3-4	7	2	31	2	1	0	3	39
Williams	2-2	0-0	0-1	1-0	1	1	4	0	0	1	0	11
Carter	0-0	0-0	0-0	0-0	0	1	0	0	2	0	1	7
Earls	0-0	0-0	0-0	0-0	0	0	0	0	0	0	0	3
Green	0-0	0-0	0-0	0-0	0	0	0	0	0	0	0	0+
Brakeville	0-0	0-0	0-0	0-0	0	1	0	0	0	0	0	6
Team				0-2	2							
Totals	25-62	5-19	18-25	10-18	28	14	73	14	6	4	9	225
FG%	1st Hlf	12-27	44.4%	2nd Hlf	11-28	39.3%	OT	2-7	28.6%	Game	25-62	40.3%
3FG%	1st Hlf	3-10	30.0%	2nd Hlf	1-7	14.3%	OT	1-2	50.0%	Game	5-19	26.3%
FT%	1st Hlf	9-12	75.0%	2nd Hlf	8-11	72.7%	OT	1-2	50.0%	Game	18-25	72.0%
deadball rebounds:	2											

Colorado	37	30	9	76
Air Force	36	31	6	73

Officials: Rick Randall, Rick Batsell, Brad Ferrie  
Technical: Dufault. Attendance: 3834. Fouled out: none.

Buff's Top Falcons In OT, 76-73  
Release: 11/23/2011 Courtesy: Associated Press

#### BUFFS TOP FALCONS IN OT, 76-73

AIR FORCE ACADEMY, Colo. (AP, Nov. 23) - Tad Boyle had one way to describe Andre Roberson.

"He is a madman," said the Colorado coach about the sophomore guard who now has 57 rebounds for the Buffaloes in five games this season. "I don't know where his head was in the first 30 minutes of the game." Boyle said. "But was there at the end when it mattered.

Askia Booker hit a 3-pointer and Roberson got a key block and layup in overtime to help CU to a 76-73 victory over Air Force.

"I do what I can to win," Roberson said. "I will get rebound when it is needed."

Nate Tomlinson led Colorado (3-2) with 19 points on 4-of-7 shooting from 3-point range. Carlton Brown added 16 points, and Roberson had 11 points and 13 rebounds.

Roberson went scoreless in the first half, missing his only shot. He did have eight rebounds in the first 20 minutes.

Colorado's win couldn't overshadow the brilliant game of Michael Lyons of the Falcons. Lyons made 10-of-19 shots and clutch free throws at the end of regulation to finish with a career-high 31 points for Air Force (3-1).

It was the most points by a Falcon player since Jarvis Croff scored 31 on March 9, 2000 against Utah.

The Falcons' scrambling defense forced 18 turnovers, turning the mistakes into 27 points.

Air Force was the better team taking care of the ball, committing a season-low six turnovers.

The Falcons led 72-69 in overtime after a layup by Taylor Stewart and Mike Fitzgerald's 3-pointer. The Buffaloes then got Roberson's layup off a rebound and went ahead 74-72 on Booker's 3-pointer with 15 seconds left.

After Todd Fletcher made a free throw for Air Force, Roberson sealed the game with a basket. Fletcher missed a 3-point attempt at the buzzer.

"Air Force is a tough team to defend," Boyle said. "You them get either get layups or threes against you."

CU almost won the game in regulation after Roberson tipped in his own miss with 13 seconds remaining to make it 67-65. But Fitzgerald sank two free throws with 3.7 seconds left to send the game into overtime.

## Game #6 (Nov. 28)

### Georgia at Colorado

### Boulder, Colo.

#### GEORGIA (4-3)

Player	FGs	3-pt	FT	O-D-	R	F	TP	A	TO	B	S	Min
Thornton f	0-5	0-0	0-0	2-3	5	4	0	1	2	0	0	20
Williams, D. f	3-7	0-0	5-8	2-4	6	4	11	0	0	2	0	22
Caldwell-Pope g	6-17	3-10	0-1	2-3	5	4	15	2	1	1	3	34
Ware g	3-7	3-6	0-0	0-1	1	2	9	3	1	0	1	23
Williams, V. g	4-6	1-3	0-0	0-0	0	3	9	2	0	0	0	18
Dixon	0-0	0-0	0-0	0-0	0	0	0	0	0	0	0	2
Nolte	0-1	0-0	0-0	0-0	0	0	0	0	1	1	0	6
Robinson	6-9	1-1	1-2	1-1	2	3	14	3	1	0	0	22
Brantley	0-3	0-3	0-0	0-4	4	3	0	0	0	0	0	17
Florveus	2-5	0-0	0-0	4-3	7	0	4	0	1	1	1	22
Djurisic	2-3	2-2	0-0	1-5	6	3	6	1	2	0	0	14
Team				2-0	2							
Totals	26-63	10-25	6-11	14-24	38	26	68	12	10	5	5	200
FG%	1st Hlf	15-31	48.4%	2nd Hlf	11-32	34.4%	Game	26-62				41.3%
3FG%	1st Hlf	6-12	50.0%	2nd Hlf	4-13	30.8%	Game	10-25				40.0%
FT%	1st Hlf	2-4	50.0%	2nd Hlf	4-7	57.1%	Game	6-11				54.5%
deadball rebounds:	2											

#### COLORADO (4-2)

Player	FGs	3-pt	FT	O-D-	R	F	TP	A	TO	B	S	Min
Roberson f	4-8	0-0	7-11	7-8	15	1	15	0	1	0	1	34
Dufault f	1-6	0-1	0-2	2-1	3	5	2	1	1	0	0	23
Tomlinson g	2-5	1-3	2-6	0-1	1	1	7	2	1	0	0	32
Dinwiddie g	4-8	1-4	7-8	0-7	7	1	16	1	0	0	1	27
Brown g	4-8	2-4	0-0	1-3	4	1	10	3	3	0	0	23
Booker	4-6	0-1	6-8	0-4	4	1	14	3	0	0	0	23
Harris-Tunks	2-6	0-0	0-0	0-1	1	2	4	0	0	1	0	23
Chen	1-2	0-0	0-0	0-0	0	1	2	1	0	0	0	8
Adams	0-1	0-1	0-2	1-0	1	1	0	0	1	0	0	7
Team				0-1	1							
Totals	22-50	4-14	22-37	11-26	37	14	70	11	7	1	2	200
FG%	1st Hlf	12-26	50.0%	2nd Hlf	10-24	41.7%	Game	22-50				44.0%
3FG%	1st Hlf	2-6	33.3%	2nd Hlf	2-8	25.0%	Game	4-14				28.8%
FT%	1st Hlf	8-14	57.1%	2nd Hlf	14-23	60.9%	Game	22-27				59.5%
deadball rebounds:	3											

Georgia	38	30	68
Colorado	34	36	70

Officials: Verne Harris, Randy McCall, Mike Littlewood  
Technical: None.  
Attendance: 6453. Fouled out: Dufault (47.3 second half)

#### BUFFS OPEN LAST HALF STRONG, BEAT BULLDOGS

BOULDER (Nov. 28) – The more Tad Boyle sees of his pair of California freshman guards – Spencer Dinwiddie and Askia Booker – the more he likes. And did he ever like them on Monday night at the Coors Events Center.

The talented Dinwiddie shook himself out of a first-month freshman funk and Booker – Can you say "Ski" season is upon us? – played up to his role as Boyle's "energizer bunny" in helping Colorado overcome then outlast athletic, game Georgia, 70-68. In pushing its non-conference home winning streak to 26, CU won its third consecutive game this season and improved to 4-2, while UGA lost its second straight and dropped to 4-3.

## Game #7 (Nov. 30) Colorado at Colorado State Fort Collins, Colo.

### COLORADO (4-3)

Player	FGs	3-pt	FT	O-D-	R	F	TP	A	TO	B	S	Min
Roberson f	0-2	0-0	1-7	4-8	12	4	1	3	5	1	1	33
Dufault f	5-8	2-2	1-2	2-1	3	2	13	1	1	0	0	29
Tomlinson g	3-9	2-5	3-4	0-2	2	1	11	2	1	0	0	33
Dinwiddie g	6-10	2-3	2-6	3-5	8	2	16	1	1	1	0	30
Brown g	3-13	2-6	1-2	2-4	6	2	9	1	2	0	0	29
Booker	2-9	0-2	2-3	1-2	3	1	6	1	3	0	1	23
Harris-Tunks	1-2	0-0	1-1	0-1	1	2	3	1	2	0	2	8
Chen	0-0	0-0	0-2	0-1	1	0	0	0	0	1	0	4
Adams	1-4	1-2	2-2	0-2	2	2	5	0	0	0	0	11
Team			3-3	6								
Totals	21-57	9-20	13-29	16-28	44	16	64	10	15	3	7	200

FG%	1st Hlf	8-25	32.0%	2nd Hlf	13-32	40.6%	Game	21-57	36.8%
3FG%	1st Hlf	3-10	30.0%	2nd Hlf	6-10	60.0%	Game	9-20	45.0%
FT %	1st Hlf	6-16	37.5%	2nd Hlf	7-13	53.8%	Game	13-29	44.8%

deadball rebounds: 10

### COLORADO STATE (5-2)

Player	FGs	3-pt	FT	O-D-	R	F	TP	A	TO	B	S	Min
Bell f	4-6	0-0	0-0	0-2	2	5	8	0	4	0	0	20
Smith, G. f	3-8	1-1	1-3	0-3	3	2	8	3	4	0	0	26
Eikmeier g	7-15	3-5	2-2	0-0	0	1	9	1	3	1	3	36
Carr g	1-6	1-4	4-6	1-2	3	3	7	2	1	0	2	28
Green g	3-8	1-3	2-3	1-8	9	3	9	3	1	0	1	34
Williams	1-2	0-0	0-0	1-2	3	1	2	0	0	0	0	10
Sabas	3-4	1-2	0-0	0-1	1	1	7	2	2	0	0	19
Smith, D.	2-3	0-0	1-2	0-6	6	3	5	1	0	1	3	27
Team			2-2	4								
Totals	25-52	7-15	10-16	5-26	31	19	65	12	15	2	9	200

FG%	1st Hlf	13-28	46.4%	2nd Hlf	11-24	45.8%	Game	24-52	46.2%
3FG%	1st Hlf	3-7	42.9%	2nd Hlf	4-8	50.0%	Game	7-15	46.7%
FT %	1st Hlf	3-4	75.0%	2nd Hlf	7-12	58.3%	Game	10-16	62.5%

deadball rebounds: 1

Colorado	25	39	64
Colorado State	32	33	65

Officials: Mike Littlewood, Rick Batsell, Bill Kennedy.  
Technical: Tomlinson.  
Attendance: 6481. Fouled out: Bell.

### BUFFS' LATE RALLY FALLS ONE POINT SHORT

FORT COLLINS (Nov. 30) – Of all the questions about his Colorado basketball team crowding Tad Boyle's mind, the one that puzzled him most was this: "Really, how were we ever in it?"

But somehow – despite committing 15 turnovers, missing 16 free throws and shooting 36.8 percent from the field – Wednesday night's game against Colorado State came down to the Buffaloes' final possession.

And when senior guard Nate Tomlinson's long jumper bounded off the rim at the buzzer, CSU had escaped with a 65-64 victory at raucous Moby Gym.

"I have no idea how we had a chance to win this game, but I think it's a testament to our team that we did. I told our guys in the lockerroom I do not fault your competitiveness, I don't fault your desire . . . your will to win, I don't fault any of that stuff. But what I fault is our execution," said Boyle, reflecting on how poorly his team executed for most of the previous 48 minutes then amazingly put itself in position to steal a win from its in-state rival.

The Buffs overcame an eight-point deficit in the final 1:25 and even went ahead 64-63 on a Tomlinson layup with just over 10 seconds to play. But a floater from the right baseline by CSU's Dorian Green returned what would be the final advantage to the Rams and set the stage for Tomlinson's miss.

"We just needed one extra stop and didn't get it," said CU senior Austin Dufault.

Tomlinson, one of three CU players in double figures (he had 11, Dufault 13 and freshman Spencer Dinwiddie 16), said he didn't get the final shot he wanted because CSU switched defenders. Boyle had called for a high ball screen involving Dufault and Tomlinson, with either of them taking the final shot. But a bigger player switched on Tomlinson as time was expiring and he took the only shot he could.

"I didn't get a very good look," Tomlinson said. "I didn't get a very good feel for the ball and it just didn't go down."

Boyle said he takes responsibility for the poor execution overall, but added, "This team's heart is there. And we're not going to lose that. We're going to be in a lot of close games like this – we already have been. We've won our fair share."

The Buffs had missed 15 free throws in Monday night's 70-68 home win against Georgia, and Tomlinson said missing one more than that two nights later indicated more of a mental issue than anything else. "The more we talk about it, the worse it gets," he said. "That's the game . . . we're a real young team, but we're a tough team and that's not going to change."

## Game #8 (Dec. 7) Fresno State at Colorado Boulder, Colo.

### FRESNO STATE (4-5)

Player	FGs	3-pt	FT	O-D-	R	F	TP	A	TO	B	S	Min
Brown f	2-5	0-0	2-4	2-2	4	4	6	3	1	2	0	38
Foster f	2-6	0-0	1-2	1-0	1	5	5	0	1	0	0	15
Wills g	2-5	0-2	4-4	1-4	5	5	8	0	1	0	0	24
Olekaibe g	8-24	5-14	5-5	2-2	4	4	26	1	1	0	3	38
Shepp g	1-5	0-3	1-2	0-2	2	1	3	2	1	0	1	37
Johnson, T.	5-11	0-2	1-2	3-3	6	2	11	1	2	0	3	32
McGaughey	2-3	1-1	0-0	2-0	2	0	5	0	0	1	0	10
Johnson, G.	0-2	0-1	0-0	1-0	1	0	0	0	1	0	0	6
Team			2-1	3								
Totals	22-61	6-23	14-19	14-14	28	21	64	7	8	3	7	200

FG%	1st Hlf	8-30	26.7%	2nd Hlf	14-31	45.2%	Game	22-61	36.1%
3FG%	1st Hlf	2-11	18.2%	2nd Hlf	4-12	33.3%	Game	6-23	26.1%
FT %	1st Hlf	5-8	62.5%	2nd Hlf	9-11	81.8%	Game	14-19	73.7%

deadball rebounds: 0

### COLORADO (5-3)

Player	FGs	3-pt	FT	O-D-	R	F	TP	A	TO	B	S	Min
Roberson f	5-6	2-2	9-9	1-9	10	4	21	1	3	0	1	24
Dufault f	4-10	0-0	5-6	0-3	3	1	13	0	1	0	0	29
Tomlinson g	2-2	2-2	1-2	0-6	6	2	7	6	2	0	0	34
Dinwiddie g	4-6	2-3	5-6	1-1	2	2	15	1	2	0	0	28
Brown g	0-2	0-2	2-2	0-1	1	2	2	2	3	0	1	23
Booker	0-2	0-0	0-0	0-1	1	2	0	3	0	0	0	16
Sharpe	0-0	0-0	0-0	0-1	1	1	0	1	0	1	0	3
Harris-Tunks	1-2	0-0	0-0	0-3	3	1	2	0	1	0	1	9
Chen	0-0	0-0	1-2	0-0	0	0	1	0	0	0	0	6
Adams	2-6	0-3	4-5	1-3	4	1	8	0	0	0	0	22
Cain	1-1	0-0	0-0	1-2	3	1	2	0	2	0	0	6
Team			1-0	1								
Totals	19-37	6-12	27-32	5-30	35	17	71	13	17	1	3	200

FG%	1st Hlf	13-22	59.1%	2nd Hlf	6-15	45.8%	Game	19-37	51.4%
3FG%	1st Hlf	4-7	57.1%	2nd Hlf	2-5	50.0%	Game	6-12	50.0%
FT %	1st Hlf	8-10	80.0%	2nd Hlf	19-22	58.3%	Game	27-32	84.4%

deadball rebounds: 4

Fresno State	23	41	61
Colorado	38	33	74

Officials: Chris Rastatter, Bobby McRoy, Glen Mayberry  
Technical: Fresno State - Team.  
Attendance: 5562. Fouled out: Wills, Foster.

### BUFFS REGAIN COMPOSURE, SQUEEZE BY BULLDOGS

BOULDER (Dec. 7) – A veteran basketball team with a 15-point halftime lead is pretty close to being a certain winner. A young team clutching the same advantage . . . no guarantees.

With his team up 38-23 at intermission on Wednesday night, Colorado men's coach Tad Boyle fervently tried to head off the onset of complacency, telling his young Buffaloes, "Don't play the scoreboard, play the possession on both sides of the ball . . . it wasn't something we didn't talk about, but sometimes all you can do as a coach is talk. (Players) have to take it out on the floor and do it."

It took awhile in the second half for Boyle's message to register, but in the end it did. CU righted itself against surprisingly unflappable Fresno State and its zone defense, finally pulling free of the Bulldogs for a 71-64 win at the Coors Events Center. If the Buffs' one-point loss a week earlier at Colorado State was directly traceable to the free throw line - 16 misses - this win plopped on the same thin stripe. CU shot 84.4 percent (27-of-32) Wednesday night from foul line, making 13-of-14 in the final 5:39 when Fresno State had closed to within three points and simply wouldn't vanish.

CU sophomore Andre Roberson, whose one made free throw in seven attempts accounted for his only point at CSU, recovered in a big way against Fresno State. He scored a career- and team-best 21 points on five-of-six shooting while making all nine of his free throw attempts. He also contributed a game-high 10 rebounds for his 10th career double-double, half of them this year.

"Andre was dialed in mentally . . . you could see it tonight," said Boyle, adding he hoped Roberson "getting his mojo going" doesn't require a pair of three-pointers every game. Roberson hit back-to-back treys in the first half when the Buffs appeared to be toying with the Bulldogs and building their 15-point halftime lead.

Tomlinson, who had a game-best six assists, and Dinwiddie occasionally alternated at the high post as the Buffs sought to distribute the ball against the Bulldogs' zone.

Roberson, who has reached double-digit rebounds in seven of eight games this season, said the Buffs can't relax after rolling to a halftime lead like Wednesday night's: "It's really important that we work on playing the full 40 minutes. We can't get comfortable with ourselves. We've got to work on that in practice."

## Game #9 (Dec. 9) Wyoming at Colorado Boulder, Colo.

### WYOMING (9-1)

Player	FGs	3-pt	FT	O-D-	R	F	TP	A	TO	B	S	Min
Washington f	6-11	1-4	3-5	1-6	7	3	16	0	2	2	0	28
Waddell c	5-7	0-0	7-9	2-3	5	3	17	0	0	1	0	31
Luster g	0-1	0-0	0-0	0-1	1	3	0	6	4	0	0	31
Martinez g	4-8	4-8	2-3	0-6	6	3	14	0	2	0	5	35
Cruz g	3-13	0-4	1-2	1-1	2	1	7	0	4	0	0	35
Bouedo	1-1	1-1	0-0	1-3	4	0	3	0	1	0	0	7
Gilmore	1-2	0-0	1-2	0-0	0	1	3	0	1	0	2	11
Nance Jr.	2-3	0-0	1-2	2-2	4	1	5	1	1	0	1	7
Watsabaugh	0-0	0-0	0-0	0-1	1	2	0	0	0	0	0	15
Team			0-4	4								
Totals	22-46	6-17	15-23	7-27	34	17	65	7	15	3	8	200

FG%	1st Hlf	12-24	50.0%	2nd Hlf	10-22	45.5%	Game	22-46	47.8%
3FG%	1st Hlf	5-12	41.7%	2nd Hlf	1-5	20.0%	Game	6-17	35.3%
FT %	1st Hlf	1-2	50.0%	2nd Hlf	14-21	66.7%	Game	15-23	65.2%

deadball rebounds: 5

### COLORADO (5-4)

Player	FGs	3-pt	FT	O-D-	R	F	TP	A	TO	B	S	Min
Roberson f	5-9	0-2	0-1	5-7	12	4	10	0	5	0	2	30
Dufault f	2-9	0-1	0-0	0-1	1	3	4	0	0	0	0	25
Tomlinson g	0-1	0-1	0-0	0-3	3	4	0	3	4	0	1	21
Dinwiddie g	5-9	2-3	4-4	1-3	4	3	16	0	0	0	0	33
Brown g	3-7	1-3	3-5	0-1	1	0	10	1	1	0	2	27
Booker	3-8	1-4	2-4	0-1	1	2	9	1	2	0	1	24
Harris-Tunks	0-1	0-0	1-2	1-1	2	1	1	0	1	1	3	13
Chen	0-0	0-0	0-0	1-0	1	0	0	0	0	0	0	4
Adams	0-3	0-2	0-1	0-0	0	4	0	0	1	0	0	11
Cain	1-2	0-0	2-2	0-1	1	1	4	0	1	1	0	12
Team			1-2	3								
Totals	19-49	4-16	12-19	9-20	29	22	54	5	15	2	9	200

FG%	1st Hlf	11-25	44.0%	2nd Hlf	8-24	33.3%	Game	19-49	38.8%
3FG%	1st Hlf	1-7	14.3%	2nd Hlf	3-9	33.3%	Game	4-16	25.0%
FT %	1st Hlf	7-9	77.8%	2nd Hlf	5-10	50.0%	Game	12-19	63.2%

deadball rebounds: 1

Wyoming	30	35	65
Colorado	30	24	54

Officials: Dick Cartmell, Bruce Hicks, Larry Spaulding  
Technical: Tomlinson, Nate.  
Attendance: 7049. Fouled out: none.

### COWBOYS' RUGGED SECOND HALF BURIES BUFFS

BOULDER (Dec. 9) – On a night when bad news trumped good, Tad Boyle opened with the good - that being the 10 days between games that he and his Colorado basketball team now can use to try and cure what ails them.

That said, Boyle quickly skipped to the darker side of the upcoming week and a half layoff: "We've got to live with this in the pit of our stomachs."

And there's the nagging, gnawing difficulty in not playing again until Monday, Dec. 19. CU's 65-54 loss on Friday night to Wyoming can fester much longer than Boyle and the Buffaloes would like before it can be purged.

Making only their second road trip of the season (the first ended in a 52-44 loss at Wisconsin-Green Bay in mid-November), the Cowboys outworked the Buffs in Friday night's second half and decisively snapped CU's 27-game non-conference winning streak at the Coors Events Center.

With things other than that broken streak in mind, Boyle called the loss "as disappointing as I've been a part of since I've been at Colorado . . . Wyoming came in and took it from us; they beat us fair and square."

## Game #10 (Dec. 19) CSU Bakersfield at Colorado Boulder, Colo.

### CSU BAKERFIELD (5-6)

Player	FGs	3-pt	FT	O-D-	R	F	TP	A	TO	B	S	Min
Young	f	0-3	0-1	0-0	2-2	4	1	0	0	0	0	0
Savage	f	3-5	0-0	0-2	3-6	9	3	6	1	2	1	0
Lamb	g	2-8	2-5	3-3	0-0	0	2	9	0	3	1	25
Grayson	g	3-9	1-2	0-0	1-2	3	3	7	6	3	0	1
Carter	g	4-15	1-2	3-4	2-2	4	4	12	0	1	0	32
White		2-3	1-2	1-1	1-1	2	3	6	0	2	0	0
Hughley		3-7	0-0	3-4	3-0	3	3	9	0	1	1	0
Hayes		5-8	3-6	0-0	2-0	2	0	13	0	0	0	0
Jackson		1-1	0-0	0-0	0-0	0	3	2	0	3	1	0
Team					3-3	6						
Totals		22-46	6-17	15-23	7-27	34	17	65	7	15	3	8

FG%	1st Hlf	9-21	50.0%	2nd Hlf	14-38	36.8%	Game 23-59	39.0%
3FG%	1st Hlf	4-8	41.7%	2nd Hlf	4-10	40.0%	Game 8-18	44.4%
FT%	1st Hlf	5-5	100%	2nd Hlf	5-9	55.6%	Game 10-14	71.4%
deadball rebounds:		1						

### COLORADO (6-4)

Player	FGs	3-pt	FT	O-D-	R	F	TP	A	TO	B	S	Min
Roberson	f	6-10	0-1	6-6	2-3	5	3	18	0	2	3	1
Dufault	f	3-4	1-1	3-3	2-2	4	2	10	1	1	0	24
Dinwiddie	g	2-6	0-2	9-10	1-3	4	1	13	1	1	0	25
Brown	g	6-8	1-2	2-2	1-2	3	0	15	8	2	1	26
Adams	g	1-4	0-0	0-0	0-0	0	1	2	1	2	0	13
Booker		2-6	0-1	2-2	0-2	2	2	6	1	0	0	1
Tomlinson		0-3	0-3	0-0	1-2	3	1	0	1	2	0	1
Harris-Tunks		0-1	0-0	0-2	0-1	1	1	0	0	0	1	13
Chen		3-4	0-0	0-1	1-4	5	2	6	0	1	1	2
Team					1-2	3						
Totals		23-46	2-10	22-26	9-21	30	13	70	12	12	5	7

FG%	1st Hlf	11-24	45.8%	2nd Hlf	12-22	54.5%	Game 23-46	50.0%
3FG%	1st Hlf	1-4	25.0%	2nd Hlf	1-6	16.7%	Game 2-10	20.0%
FT%	1st Hlf	2-5	40.0%	2nd Hlf	20-21	95.2%	Game 22-26	84.6%
deadball rebounds:		1						

Bakersfield	27	37	64
Colorado	25	45	70

Officials: Don McAllister, Scott Harris, Casey McClellan  
Technical: None.  
Attendance: 5531. Fouled out: none.

## BUFFS FINALLY PUT AWAY FEISTY ROADRUNNERS

BOULDER (Dec. 19) - Mark Monday night down as a "rust buster" for the Colorado Buffaloes. Of more importance, also mark it down as a 'W'.

Overcoming their own sluggish start and withstanding their opponent's frantic finish, the Buffs eventually put away California State University-Bakersfield 70-64 at the Coors Events Center.

"That was a good win for us," said CU coach Tad Boyle. "I thought there were some really positive things that came out, but there's also lots of room for improvement - and that excites me as a coach."

He was noticeably more excited than he was 10 days previously, when Wyoming visited the Events Center and snapped CU's 27-game non-conference home court winning streak. Boyle gave his players the next two days off, then practiced them for 10 consecutive days.

Not playing for that long and laboring through a week of semester finals, said Boyle, resulted in "a little rust and mental fatigue" that was evident in the Buffs struggling to find the basket and falling behind by as many as 11 points in the first half.

"We didn't get out of the gate (Monday night) . . . and we've been a team that's always gotten out fast," said Boyle.

If the Buffs didn't quite start or finish the night rust-free - they allowed the Roadrunners to cut a 12-point deficit to four in the final 31/2 minutes - they compensated nicely in the mid-section.

Senior Carlon Brown scored eight of his of 15 points when the Buffs were in first-half recovery, and reserve Sabatino Chen provided a huge shot of hustle that spanned the last 5 seconds of the first half and stayed with Boyle's bunch well into the second.

"I thought Sabatino's minutes in the first half energized the team," said Boyle, adding that Brown, who had eight assists to go with his 15 points, "was terrific . . . he played within himself. Those two performances (by Chen and Brown) were terrific."

Chen finished with six points, five rebounds, a pair of steals and a blocked first-half shot - which led to the game's most disputed whistle but also revved up the Buffs and the crowd. Counting Brown, four Buffs reached double figures, topped by Andre Roberson's 18. Spencer Dinwiddie added 13 and Austin Dufault 10.

## Game #11 (Dec. 22) Texas Southern at Colorado Boulder, Colo.

### TEXAS SOUTHERN (1-9)

Player	FGs	3-pt	FT	O-D-	R	F	TP	A	TO	B	S	Min
Scott	f	0-1	0-1	1-2	2-1	3	0	1	0	2	0	0
Price	f	0-2	0-0	1-2	1-1	2	1	0	1	0	0	15
Clayborn	f	1-4	0-0	0-0	0-1	1	0	2	0	1	0	10
Ellington	g	0-3	0-0	0-0	0-0	0	1	0	2	0	2	8
Strong	g	8-12	7-9	0-0	0-2	2	0	23	1	1	0	2
Onwenu		0-2	0-0	0-0	0-1	1	2	0	1	1	0	7
King		1-1	0-0	0-0	0-4	4	4	2	0	1	1	2
Sturdivant		3-4	0-0	5-7	1-1	2	3	11	1	2	1	25
Johnson-Danner		1-7	1-7	0-0	1-3	4	2	3	1	1	0	2
Peters		0-4	0-2	0-0	0-3	3	0	0	1	1	0	18
Gibbs		4-8	0-1	0-0	0-1	1	3	8	4	2	0	2
Team					2-0	2						
Totals		18-48	8-20	7-11	7-18	25	17	51	9	16	2	12

FG%	1st Hlf	5-22	22.7%	2nd Hlf	13-26	50.0%	Game 18-48	37.5%
3FG%	1st Hlf	2-9	22.2%	2nd Hlf	6-11	54.5%	Game 8-20	40.0%
FT%	1st Hlf	4-6	66.7%	2nd Hlf	3-5	60.0%	Game 7-11	63.6%
deadball rebounds:		3						

### COLORADO (7-4)

Player	FGs	3-pt	FT	O-D-	R	F	TP	A	TO	B	S	Min
Roberson	f	4-11	0-1	3-4	7-9	16	1	11	2	0	2	0
Dufault	f	3-8	0-2	2-4	1-3	4	2	8	2	2	0	1
Tomlinson	g	0-3	0-3	1-2	1-2	3	1	1	7	5	0	0
Dinwiddie	g	5-7	5-6	3-4	1-2	3	2	18	1	3	0	32
Brown	g	3-7	2-5	3-4	0-3	2	2	11	1	1	0	0
Sharpe		0-1	0-0	0-2	0-0	0	1	0	2	0	0	9
Harris-Tunks		2-2	0-0	0-0	0-1	1	2	4	0	1	0	11
Chen		0-4	0-2	0-0	0-0	0	1	0	1	3	0	1
Adams		1-2	1-2	0-0	1-1	2	2	3	0	4	0	1
Team					1-3	4						
Totals		18-45	8-21	12-20	12-24	36	14	56	16	20	2	3

FG%	1st Hlf	12-24	50.0%	2nd Hlf	6-21	28.6%	Game 18-45	40.0%
3FG%	1st Hlf	6-13	46.2%	2nd Hlf	2-8	25.0%	Game 8-21	38.1%
FT%	1st Hlf	2-2	100%	2nd Hlf	10-18	55.6%	Game 12-20	60.0%
deadball rebounds:		1						

TX Southern	16	35	51
Colorado	32	24	56

Officials: Gregory Nixon, Quinton Reece, Deldre Carr  
Technical: Texas Southern-TEAM.  
Attendance: 4621. Fouled out: none.

## BUFFS GET INTO GIVING, BUT HOLD ON TO WIN

BOULDER (Dec. 22) - Nothing against holiday spirit, but the Colorado Buffaloes went overboard with their giving Thursday night. They allowed Texas Southern back into what had all the early earmarks of a pre-Christmas stocking stuffer before escaping with a 56-51 win at the Coors Events Center.

A perplexed Tad Boyle knows what he wants under his tree - and any shopping mall St. Nick who has watched the Buffs this season already knows what tops the CU coach's list.

"I'm asking Santa for a consistent team," Boyle said. "Consistently good or consistently bad . . . then I'll know what we have to work on. Right now, it's a hard thing to manage, but I have to do a better job of it. It's going to be on my mind for the next three days . . . we have to get better."

Boyle's frustration came from a festive first half that saw the Buffs handle the visitors' 2-3 zone, shoot 50 percent from the field, hold the Tigers to 22.7 percent and lead by as many as 23 points (32-9).

Said Boyle: "The first half there were so many good things that happened . . . but what we talk about (at halftime) and what our team does sometimes are different things."

Different, indeed . . . the second half was all switches and ashes for the Buffs as those shooting percentages nearly flipped (50 percent for Texas Southern, 28.6 for CU) and the home team's nice habits turned naughty. Whatever the reason(s), the Buffs were a different - and in a bad way - bunch in the last 20 minutes. The Tigers, playing perfectly respectable Grinches, made seven of their dozen steals in the second half and forced the Buffs into 12 of their 20 turnovers.

"Once again, it was a tale of two halves," said CU freshman guard Spencer Dinwiddie, who made four of five treys in the first half and finished five-for-six from beyond the arc. His 18 points were a team and career best. "We're just very inconsistent and until we solve that, we won't be a great team . . . you can't play basketball with an on/off switch."

Playing their eighth consecutive road game and searching for their first win in that stretch, the Tigers rallied behind a trapping defense that the Buffs had expected and the three-point shooting of guard Omar Strong (23 points). TSU closed to within three points (51-48) in the final half minute.

And although the visitors never led, they came close to making Christmas weekend very uncomfortable for the Buffs. CU (7-4) held off TSU (1-9) by making five of six free throws in the last 21.2 seconds - two of the foul shots by Dinwiddie and another pair by sophomore Andre Roberson, who added 11 points and 16 rebounds.

## Game #12 (Dec. 28) New Orleans at Colorado Boulder, Colo.

### NEW ORLEANS (9-6)

Player	FGs	3-pt	FT	O-D-	R	F	TP	A	TO	B	S	Min
Wertz	f	1-2	0-0	0-0	2-0	2	0	2	0	0	1	0
Cook	f	2-6	0-0	2-2	0-2	2	3	6	0	1	0	0
Knight	c	1-4	1-1	0-0	1-1	2	2	3	1	2	0	17
Williams	g	1-6	1-5	0-0	0-2	2	0	3	2	3	0	1
Holmes	g	0-4	0-1	0-0	0-0	0	1	0	0	2	0	0
Nelson		2-10	2-5	1-2	0-2	2	1	7	0	3	0	1
Varmall		2-6	0-1	3-3	0-2	2	2	7	2	1	0	0
Banchy		0-1	0-0	0-0	0-0	0	0	0	0	1	0	0
Costanza		0-0	0-0	0-0	0-1	1	1	0	0	0	0	1
Harmon		1-5	0-3	0-0	0-0	0	2	2	0	0	0	1
Barnes		1-5	0-0	0-2	0-0	0	1	2	0	0	0	3
Canady		0-4	0-3	0-0	0-0	0	2	0	0	0	0	0
LaFont		1-2	0-1	0-0	1-0	1	0	2	1	1	0	0
James		0-1	0-0	0-0	0-0	0	0	0	0	0	0	0
Team					2-2	4						
Totals		12-56	4-20	6-9	6-12	18	15	34	6	15	1	7

FG%	1st Hlf	7-29	24.1%	2nd Hlf	5-27	18.5%	Game 12-56	21.4%
3FG%	1st Hlf	3-11	27.3%	2nd Hlf	1-9	11.1%	Game 4-20	20.0%
FT%	1st Hlf	3-4	75.0%	2nd Hlf	3-5	60.0%	Game 6-9	66.7%
deadball rebounds:		2						

### COLORADO (8-4)

Player	FGs	3-pt	FT	O-D-	R	F	TP	A	TO	B	S	Min
Roberson	f	4-10	0-1	4-6	5-7	12	1	12	0	0	2	0
Dufault	f	5-9	0-1	4-4	3-3	6	0	14	0	0	1	0
Tomlinson	g	0-1	0-1	0-0	0-2	2	1	0	3	1	0	0
Dinwiddie	g	3-5	0-1	6-6	0-5	5	2	12	6	1	0	1
Brown	g	7-10	1-2	3-4	0-0	0	1	18	2	1	0	2
Booker		5-11	1-3	2-2	1-5	6	1	13	3	1	0	2
Sharpe		0-1	0-0	2-2	0-4	0	0	2	0	1	0	0
Webb		1-1	1-1	0-0	2-0	2	1	3	0	1	0	0
Harris-Tunks		1-1	0-0	0-0	1-4	5	1	2	1	3	1	0
Chen		2-2	0-0	2-2	1-4	5	0	6	1	1	1	0
Adams		2-4	1-3	0-0	0-1	1	1	5	0	1	0	0
Mills		1-1	0-0	0-0	0-2	2	1	2	0	1	0	0
Eckloff		1-2	1-1	0-0	0-0	0	0	3	2	0	1	0
Team					1-2	3						
Totals		32-58	5-14	23-26	14-39	53	10	92	18	13	6	5

FG%	1st Hlf	16-30	53.3%	2nd Hlf	16-28	57.1%	Game 32-58	55.2%
3FG%	1st Hlf	2-7	28.6%	2nd Hlf	3-7	42.9%	Game 5-14	35.7%
FT%	1st Hlf	17-18	94.4%	2nd Hlf	6-8	75.0%	Game 23-26	88.5%
deadball rebounds:		3						

New Orleans	20	14	34
Colorado	51	51	93

Officials: Tony Padilla, Ken Ditty, Brett Nansel  
Technical: none. Attendance: 5277. Fouled out: none.

## BUFFS TRAMPLE PRIVATEERS, EYE PAC-12 OPENER

BOULDER (Dec. 28) - Colorado men's basketball coach Tad Boyle got his wish - and maybe a bit more. Encouraging his enigmatic team to



## Game #13 (Dec. 31)

### Utah at Colorado Boulder, Colo.

#### UTAH (3-10, 0-1 PAC-12)

Player	FGs	3-pt	FT	O-D-	R	F	TP	A	TO	B	S	Min
Farr	f	3-6	1-3	0-0	0-2	2	2	7	0	2	0	0 24
Washburn	c	4-7	0-0	2-2	3-4	7	2	10	1	1	0	0 29
Odunsi	g	1-6	0-2	2-2	1-0	1	2	4	0	1	0	0 20
Watkins	g	1-12	0-5	2-2	0-0	0	2	4	3	3	0	1 29
Martin	g	1-7	1-5	0-0	0-4	4	0	3	0	1	0	0 24
Storey		0-4	0-3	0-0	0-1	1	1	0	1	3	0	1 24
Perkins		1-5	0-3	0-1	0-2	2	0	2	1	0	0	0 20
Dawson		0-1	0-0	1-2	1-2	3	3	1	0	1	0	0 11
Wilkinson		0-2	0-0	0-0	2-0	2	1	0	0	0	0	0 9
Matthews		1-3	0-2	0-0	0-1	1	0	2	1	0	0	2 10
Team				3-2	5							
Totals		12-53	2-23	7-9	10-18	28	13	33	7	12	0	4 200

FG%	1st Hlf	5-25	20.0%	2nd Hlf	7-28	25.0%	Game	12-53	22.6%
3FG%	1st Hlf	1-11	9.1%	2nd Hlf	1-12	8.3%	Game	2-23	8.7%
FT %	1st Hlf	0-0	00.0%	2nd Hlf	7-9	77.8%	Game	7-9	77.8%
deadball rebounds:	1								

#### COLORADO (9-4, 1-0 PAC-12)

Player	FGs	3-pt	FT	O-D-	R	F	TP	A	TO	B	S	Min
Roberson	f	5-7	1-2	6-8	6-11	17	2	17	0	1	3	2 25
Dufault	f	0-3	0-0	1-2	1-5	6	2	1	2	1	1	2 18
Tomlinson	g	0-3	0-2	0-0	0-0	0	2	0	3	0	0	0 22
Dinwiddie	g	6-12	4-7	3-3	0-3	3	1	19	2	0	1	2 26
Brown	g	4-6	2-4	0-0	0-3	3	0	10	1	1	0	0 24
Booker		4-9	4-7	2-2	0-1	1	2	14	2	1	0	0 19
Sharpe		0-0	0-0	0-0	0-1	1	0	0	2	0	0	0 4
Webb		1-1	1-1	0-0	0-0	0	3	0	0	0	0	0 3
Harris-Tunks		2-4	0-0	1-2	4-0	4	2	5	0	2	1	0 13
Chen		1-2	0-1	0-0	0-1	1	2	2	2	1	0	0 16
Adams		1-2	0-1	0-0	0-3	3	1	2	1	0	0	0 12
Mills		0-0	0-0	0-0	0-2	2	0	0	0	2	0	0 3
Cain		0-0	0-0	0-0	1-1	2	1	0	0	3	0	0 12
Eckloff		0-1	0-0	0-0	0-1	1	1	0	0	0	0	0 3
Team				0-0	0							
Totals		24-50	12-25	13-17	12-32	44-16	73	15	12	6	6	200

FG%	1st Hlf	9-24	37.5%	2nd Hlf	15-26	57.7%	Game	24-50	48.0%
3FG%	1st Hlf	6-15	40.0%	2nd Hlf	6-10	60.0%	Game	12-25	48.0%
FT %	1st Hlf	3-4	75.0%	2nd Hlf	10-13	76.9%	Game	13-17	76.5%
deadball rebounds:	0								

Utah	11	22	33
Colorado	27	46	73

Officials: Verne Harris, Randy McCall, Michael Greenstein  
Technical: none. Attendance: 6491. Fouled out: none.

#### BUFFS' SMOTHERING 'D' BRINGS FIRST PAC-12 WIN

BOULDER (Dec. 31) - Don't take Colorado's 40-point win on Saturday in its Pac-12 Conference men's basketball debut as an indicator of things to come. If you're into indicators, as is Buffaloes coach Tad Boyle, you'll join him in the Coors Events Center on Thursday night.

That's when Washington visits, and as Boyle prophesied early on New Year's Eve after CU had undressed Utah, 73-33, "We'll find out a lot about our team when Washington comes in . . . If we're talking about a win then, I'll say our program is headed in the right direction."

Still, there always has to be a first step in a new conference - and the Buffs took a respectable one against the hapless Utes. CU (9-4, 1-0) held its first-time Pac-12 visitor to the lowest point total ever by an opponent in the Events Center, which opened for the 1979-80 season, and the lowest overall since a 42-30 win at Kansas on Jan. 17, 1949.

Utah's total was its lowest since 1947. The Utes (3-10, 0-1) entered the conference opener averaging 58.8 points.

Coupled with the Buffs' previous rout of New Orleans - 92-34 four nights earlier - they've held their last two opponents to 67 points. Boyle's nightly, weekly, monthly, yearly areas of emphasis are defense and rebounding, and he's gotten consecutive nearly air-tight nights from his team on the defensive end.

But predictably, instead of gloating about holding a pair of struggling opponents under 40, Boyle prefers to focus on the Buffs' daily progress. "I'm concerned about how Colorado basketball is playing . . . I'm not going to talk about Utah or New Orleans," he said, noting that CU's harder-than-it-had-to-be 56-51 win against Texas Southern three days before Christmas, "as bittersweet as it was, maybe it was a good thing for our team."

"We had put a big emphasis on defense," CU freshman guard Askia Booker said. "At halftime (Boyle) gave us a lot of credit for our defense. . . . We didn't shoot well, but he told us our defense is why we had a 16-point lead."

Booker, tying his CU career high with 14 points, was one of four Buffs in double figures. Freshman Spencer Dinwiddie hit a career-best 19 points, while sophomore Andre Roberson had his ninth double-double of the season (17 points, career-high 17 rebounds). Senior Carlton Brown, who transferred from Utah two seasons ago, added 10 points.

## Game #14 (Jan. 5)

### Washington at Colorado Boulder, Colo.

#### WASHINGTON (8-6, 2-1 PAC-12)

Player	FGs	3-pt	FT	O-D-	R	F	TP	A	TO	B	S	Min
Gant	f	0-5	0-1	2-2	3-1	4	1	2	1	2	0	0 18
N'Diaye	c	1-4	0-0	0-0	2-0	2	2	2	0	0	0	0 14
Gaddy	c	2-5	0-2	0-0	0-3	3	3	4	1	0	1	0 33
Wroten	g	9-16	0-1	3-8	3-3	6	3	21	3	5	0	7 31
Ross	g	6-15	1-5	0-0	3-7	10	4	13	1	2	1	0 28
Stewart		0-0	0-0	0-0	0-0	0	2	0	0	0	0	0 2
Breuing		0-4	0-1	0-0	0-0	0	1	0	0	0	0	0 8
Wilcox		6-16	3-9	4-4	1-1	2	3	19	0	2	0	0 30
Simmons		3-7	0-1	0-0	3-2	5	1	6	1	1	0	2 27
Kemp, Jr.		0-0	0-0	2-2	1-1	2	1	2	0	1	1	0 9
Team				4-0	4							
Totals		27-72	4-20	11-16	20-18	38	21	69	7	15	3	9 200

FG%	1st Hlf	13-40	32.5%	2nd Hlf	14-32	43.8%	Game	27-72	37.5%
3FG%	1st Hlf	2-9	22.2%	2nd Hlf	2-11	18.2%	Game	4-20	20.0%
FT %	1st Hlf	2-4	50.0%	2nd Hlf	9-12	75.0%	Game	11-16	68.8%
deadball rebounds:	4								

#### COLORADO (10-4, 2-0 PAC-12)

Player	FGs	3-pt	FT	O-D-	R	F	TP	A	TO	B	S	Min
Roberson	f	3-7	0-0	2-2	3-9	12	1	8	0	2	2	1 32
Dufault	f	4-7	0-1	5-5	0-4	4	3	13	2	3	0	2 23
Tomlinson	g	3-3	1-1	4-4	0-1	1	2	11	3	2	0	0 23
Dinwiddie	g	2-8	1-2	8-9	0-2	2	3	13	5	1	0	1 30
Brown	g	7-11	3-3	1-1	2-0	2	0	18	0	4	0	0 28
Booker		4-8	3-5	1-2	0-4	4	0	12	0	1	0	0 23
Sharpe		0-0	0-0	0-0	0-0	0	0	0	0	1	0	0 1
Harris-Tunks		0-3	0-0	0-0	0-0	0	0	0	1	0	2	2 9
Chen		3-5	0-1	0-0	0-0	0	1	6	0	0	0	1 12
Adams		1-3	0-1	4-5	1-4	5	2	6	1	1	0	1 13
Cain		0-0	0-0	0-0	1-1	2	0	0	0	1	0	0 5
Eckloff		0-0	0-0	0-0	0-0	0	0	0	0	1	0	0 1
Team				3-1	4							
Totals		27-55	8-14	25-28	10-26	36-12	87	12	17	4	8	200

FG%	1st Hlf	16-34	47.1%	2nd Hlf	11-21	52.4%	Game	27-55	49.1%
3FG%	1st Hlf	3-6	50.0%	2nd Hlf	5-8	62.5%	Game	8-14	57.1%
FT %	1st Hlf	5-6	83.3%	2nd Hlf	20-22	90.9%	Game	25-28	89.3%
deadball rebounds:	3								

Washington	30	39	69
Colorado	40	47	87

Officials: Michael Reed, Bobby McCoy, Rick Batsell  
Technical: none. Attendance: 7110. Fouled out: none.

#### BUFFS MEASURE UP (AND MORE) AGAINST HUSKIES

BOULDER (Jan. 5) - It came only two games into an 18-game Pac-12 Conference schedule, but it was a huge early test nonetheless - and the Colorado Buffaloes aced it.

CU overcame an erratic start Thursday night to dispose of Washington 87-69 at the Coors Events Center, winning for the fifth consecutive time and remaining unbeaten in the Pac-12.

"I thought that was a really good win for our program, for where we are right now . . . I have such respect for Lorenzo Romar and the Washington program and what they've done over the last 10 years . . . they've got good players," said Buffs coach Tad Boyle, who after his team's 40-point blowout of Utah last weekend in the conference opener had termed UW's upcoming visit a "measuring stick" for his program.

With that in mind, the Buffs measured up nicely, particularly in the areas of composing themselves after falling behind 7-0, overtaking the Huskies by halftime with determined defense, then never allowing their talented visitors back in the game.

Over the last several weeks, Boyle said, his message to the Buffs has centered on "pride and toughness . . . being proud of representing Colorado basketball, what we want it to represent, taking ownership in our program and playing with unbelievable toughness every night."

Did the Buffs do that Thursday? Ask the Huskies, who came to Boulder as the Pac-12's second-highest scoring team, averaging 80.6 points. The Buffs held them to their second-lowest total of the season.

"You've got to give credit to Colorado," Romar said. "They guarded us. We got out to a 14-5 lead and then they really clamped down defensively. They made shot after shot. They were very efficient offensively; they did a great job."

The Buffs (10-4, 2-0) got significant contributions from everyone who started or left the bench. Five CU players scored in double figures, topped by Carlton Brown's 18. Spencer Dinwiddie and Askia Booker added 13 and 12, respectively. Austin Dufault and Nate Tomlinson chipped in 13 and 11. And Andre Roberson got his conference-leading rebounding average (12) along with eight points.

But the Buffs' list of contributors kept going. Junior Sabatino Chen was instrumental in the first-half rally, hitting three twisting layups. Sophomore Jeremy Adams also had six points and five rebounds, playing what Boyle termed Adams' "best game as a Buff." Sophomore Shane Harris-Tunks didn't score, but made a pair of blocks and two steals against one of the Pac-12 most athletic teams. The Huskies (8-6, 2-1) were led by Tony Wroten's 21. C.J. Wilcox (19) and Terrence Ross (13) were the only other UW players in double figures.

## Game #15 (Jan. 7)

### Washington State at Colorado Boulder, Colo.

#### WASHINGTON STATE (9-7, 1-3 PAC-12)

Player	FGs	3-pt	FT	O-D-	R	F	TP	A	TO	B	S	Min
Motum	f	2-10	1-3	4-4	2-2	4	5	9	1	2	9	1 35
Enquist	f	0-1	0-0	2-2	1-3	4	2	2	1	1	0	1 17
Capers	g	3-4	0-0	1-2	4-3	7	0	7	0	1	0	0 31
Lacy	g	0-2	0-1	4-4	0-1	1	2	4	1	1	1	0 21
Kernich-Drew	g	2-7	2-5	0-1	0-2	2	2	6	0	2	0	0 14
Moore		5-12	3-5	1-2	0-2	2	2	14	4	0	0	0 27
Ladd		0-2	0-1	0-2	0-1	1	3	0	0	0	0	0 8
Aden		5-11	0-3	2-2	1-0	1	1	12	1	2	0	2 28
Shelton		0-0	0-0	0-0	0-1	1	0	0	0	2	0	1 1
Lodwick		2-3	2-3	0-0	2-6	8	1	6	1	2	0	0 18
Team				0-0	0							
Totals		19-52	8-21	14-19	10-21	31	18	60	9	13	1	7 200

FG%	1st Hlf	8-21	38.1%	2nd Hlf	11-31	35.5%	Game	19-52	36.5%
3FG%	1st Hlf	4-8	50.0%	2nd Hlf	4-13	30.8%	Game	8-21	38.1%
FT %	1st Hlf	4-7	57.1%	2nd Hlf	10-12	83.3%	Game	14-19	73.7%
deadball rebounds:	3								

#### COLORADO (10-4, 2-0 PAC-12)

Player	FGs	3-pt	FT	O-D-	R	F	TP	A	TO	B	S	Min
Roberson	f	2-7	1-2	0-0	1-7	8	3	5	1	3	2	0 28
Dufault	f	7-9	0-0	3-5	2-2	4	1	17	1	2	0	2 26
Tomlinson	g	2-4	1-3	6-8	1-1	2	1	11	3	0	0	0 30
Dinwiddie	g	1-6	1-4	0-4	0-2	2	4	5	3	3	0	0 26
Brown	g	9-16	6-12	4-5	1-6	7	3	28	2	1	1	2 35
Booker		2-6	0-2	1-1	0-4	4	2	4	2	0	1	1 25
Harris-Tunks		0-0	0-0	0-0	0-1	1	0	0	0	1	0	0 7
Chen		0-1	0-0	0-0	0-1	6	2	0	0	0	0	0 15
Adams		0-0	0-0	0-0	0-1	1	3	0	0	2	0	0 5
Cain		0-0	0-0	0-0	0-0	0	0	0	0	0	1	0 3
Team				0-0	0							
Totals		23-49	9-23	16-23	10-25	35	20	71	14	14	4	5 200

FG%	1st Hlf	12
-----	---------	----



**Game #16 (Jan. 12)**  
**Colorado at California**  
**Berkeley, Calif.**

**COLORADO (11-5, 3-1 Pac-12)**

Player		FGs	3-pt	FT	O-D-	R	F	TP	A	TO	B	S	Min
Roberson	f	4-12	1-4	2-2	4-10	14	3	11	0	2	2	0	32
Dufault	f	5-13	3-4	6-7	3-3	6	4	19	1	2	0	0	33
Tomlinson	g	0-3	0-2	0-0	0-3	3	4	0	1	1	0	0	36
Dinwiddie	g	1-5	0-3	0-2	0-1	1	5	2	1	2	0	0	17
Brown	g	3-10	1-5	2-2	0-5	5	0	9	4	5	1	1	37
Booker		1-3	0-1	1-2	0-4	4	4	3	1	4	0	0	21
Harris-Tunks		0-0	0-0	3-6	1-2	3	0	3	2	1	0	0	11
Chen		0-0	0-0	0-0	0-0	0	1	0	0	0	0	0	3
Adams		0-0	0-0	1-2	0-0	0	0	1	0	0	0	0	6
Cain		1-1	0-0	0-0	0-0	0	0	2	0	0	0	0	4
Team					0-4	4							
Totals		15-47	5-19	15-23	8-32	40	23	50	10	17	3	1	200

FG%	1st Hlf	8-20	40.0%	2nd Hlf	7-27	25.9%	Game	15-47	31.9%
3FG%	1st Hlf	3-8	37.5%	2nd Hlf	2-11	18.2%	Game	5-19	26.3%
FT%	1st Hlf	10-15	66.7%	2nd Hlf	5-8	62.5%	Game	15-23	65.2%
deadball rebounds:		5, 1							

**CALIFORNIA (14-4, 4-1 Pac-12)**

Player		FGs	3-pt	FT	O-D-	R	F	TP	A	TO	B	S	Min
Kamp	f	6-12	0-0	2-4	2-6	8	3	14	2	3	1	1	33
Kravish	f	3-5	0-0	0-0	3-4	7	2	6	0	0	3	0	26
Cobbs	g	3-9	0-2	6-8	0-5	5	1	12	2	4	0	3	39
Gutierrez	g	2-17	0-3	1-4	0-6	6	2	5	4	0	0	1	38
Crabbe	g	2-9	1-3	4-5	1-4	5	3	9	0	0	0	1	38
Soloman		2-3	0-0	2-2	1-1	2	3	6	0	1	0	2	12
Bak		0-0	0-0	0-0	0-0	0	0	0	0	0	0	0	3
Murray		1-1	1-1	0-0	0-0	0	2	3	1	0	0	0	5
Thurman		1-1	0-0	0-0	1-1	2	0	2	0	0	0	0	6
Team					1-0	1							
Totals		20-57	2-9	15-23	9-27	36	16	57	9	8	4	8	200

FG%	1st Hlf	9-29	31.0%	2nd Hlf	11-28	39.3%	Game	20-57	35.1%
3FG%	1st Hlf	1-4	25.0%	2nd Hlf	1-5	20.0%	Game	2-9	22.2%
FT%	1st Hlf	3-6	50.0%	2nd Hlf	12-17	70.6%	Game	15-23	65.2%
deadball rebounds:		3							

Colorado	29	21	50
California	22	35	57

Officials: Chris Rastatter, Deron White, Melvin Landry  
Technical: none. Attendance: 7577. Fouled out: Dinwiddie.

**BUFFS FALL TO CAL 57-50 IN PAC-12 ROAD OPENER**

BERKELEY, Calif. (Jan. 12/AP) - Colorado led at halftime and hung tough with California, but the Golden Bears pulled away late to defeat the Buffs 57-50 at Haas Pavilion.

Austin Dufault hit a three-pointer to make it a one-point game at 51-50 with 1:05 left in the game, but Cal's Harper Kamp responded with a layup to put the Bears up three. Colorado (11-5, 3-1 Pac-12) turned it over on their next possession and after Justin Cobbs made his first free throw, Allen Crabbe got an offensive rebound on the missed second attempt. Crabbe made both his ensuing free throw attempts to push the Bears' lead to 56-50 with 35.3 seconds remaining.

"Our guys battled," CU head coach Tad Boyle said following the loss. "They scratched and they fought, and like I told them in the locker room, I'll live with that kind of effort. Now we have to get better, certainly. Our offensive execution has to get better, especially in the second half, but I love the grit this team plays with."

Cal (14-4, 4-1 Pac-12) struggled to get over the hump, finally taking a lead at 39-37 with 10:08 left in the game on a David Kravish put-back. It was the Bears' first lead since being ahead 9-8 with 12:40 remaining in the first half.

Cal would take a five-point lead at 42-37, but CU fought back to retake the lead at 45-43 on a Dufault three. Cal then went on an 8-0 run, including four points from Richard Solomon, from 5:41 to 2:23 showing on the clock to take control of the game and go ahead 51-45.

Colorado led 29-22 at halftime as Dufault hit a jumper late in the period to extend the Buffs' lead to seven points. CU created the separation with a 7-0 run to break an 11-11 tie from 10:31 to 6:21 left on the clock in the first half. Dufault led all scorers with nine points at the break. Cal opened the second half on a 5-0 run to get back to within one possession.

Dufault led the Buffs with a game-high 19 points, and Andre Roberson added a double-double with 11 points and 14 boards. Kamp led Cal with 14 points with Cobbs also scoring in double-digits with 12.

Colorado won the rebounding battle 40-36, but was out-shot by the Bears 35.1 percent (20-of-57) to CU's 31.9 percent (15-of-47). The Buffs also turned the ball over 17 times, leading to 22 points by Cal. The Golden Bears only turned the ball over eight times, leading to just two points for the Buffs off turnovers.

"Seventeen turnovers to eight, on the road, you're putting yourself behind the eight-ball," Boyle said about the significance turnovers played in the game.

**Game #17 (Jan. 14)**  
**Colorado at Stanford**  
**Palo Alto, Calif.**

**COLORADO (11-6, 3-2 Pac-12)**

Player		FGs	3-pt	FT	O-D-	R	F	TP	A	TO	B	S	Min
Roberson	f	7-12	1-3	0-0	2-2	4	0	15	1	0	0	1	33
Dufault	f	6-12	2-4	0-0	0-3	3	3	14	1	1	0	1	29
Tomlinson	g	1-2	1-2	0-0	1-3	4	2	3	2	0	0	0	29
Dinwiddie	g	3-10	2-3	3-3	2-4	6	4	11	2	5	0	0	32
Brown	g	4-11	0-2	5-5	0-1	1	2	13	1	0	0	2	22
Booker		1-5	0-3	0-0	0-0	0	1	2	0	1	0	0	19
Harris-Tunks		0-0	0-0	1-2	0-0	0	2	1	0	2	0	0	5
Chen		1-2	0-0	1-1	2-1	3	1	3	1	0	0	0	7
Adams		1-3	0-0	0-0	0-1	1	3	2	0	1	0	0	14
Cain		0-0	0-0	0-2	1-0	1	3	0	0	1	0	0	10
Team					2-2	4							
Totals		24-57	6-17	10-13	10-17	27	21	64	8	14	0	5	200

FG%	1st Hlf	14-27	51.9%	2nd Hlf	10-30	33.3%	Game	24-57	42.1%
3FG%	1st Hlf	4-9	44.4%	2nd Hlf	2-8	25.0%	Game	6-17	35.3%
FT%	1st Hlf	1-1	100%	2nd Hlf	9-12	75.0%	Game	10-13	76.9%
deadball rebounds:		1, 1							

**STANFORD (15-3, 5-1 Pac-12)**

Player		FGs	3-pt	FT	O-D-	R	F	TP	A	TO	B	S	Min
Owens	f	4-6	0-0	2-4	1-6	7	1	10	2	1	0	1	29
Zimmerman	f	3-5	0-0	2-4	1-0	1	2	8	1	1	0	0	17
Bright	g	3-6	2-5	6-6	0-1	1	0	14	3	2	0	0	32
Brown	g	2-5	2-5	2-2	1-2	3	4	8	1	3	0	0	17
Randle	g	6-11	4-8	2-4	1-4	5	3	18	2	0	0	0	31
Nastic		1-1	0-0	1-2	0-1	1	0	3	0	1	0	1	7
Lemons		0-1	0-1	0-0	0-0	0	1	0	0	0	0	0	2
Brown		0-0	0-0	1-2	1-0	1	0	1	0	0	0	0	3
Ryan		0-0	0-0	1-2	0-2	2	0	1	0	0	0	0	2
Morgan		0-1	0-0	0-0	0-0	0	0	0	0	0	0	0	2
Mann		1-2	0-0	0-2	0-2	0	2	4	1	0	0	0	18
Huestis		5-9	2-3	1-1	1-3	4	3	13	2	1	4	0	23
Powell		2-2	0-0	2-2	2-2	4	2	6	1	1	1	0	11
Gage		0-2	0-1	0-0	1-0	1	0	0	0	0	0	0	6
Team					1-2	3							

FG%	1st Hlf	14-29	48.3%	2nd Hlf	13-22	59.1%	Game	27-51	52.9%
3FG%	1st Hlf	5-14	35.7%	2nd Hlf	5-9	55.6%	Game	10-23	43.5%
FT%	1st Hlf	6-10	60.0%	2nd Hlf	14-21	66.7%	Game	20-31	64.5%
deadball rebounds:		7							

Colorado	33	31	64
Stanford	39	45	84

Officials: Michale Irving, Michael Eggers, Bruce Hicks  
Technical: Colorado-Team. Attendance: 5850. Fouled out: none.

**SECOND-HALF SURGE LEADS STANFORD PAST BUFFS**

PALO ALTO, Calif. (Jan. 14/AP) - Stanford outscored Colorado 45-31 in the second half to defeat the Buffs 84-64 at Maples Pavilion on Saturday afternoon.

The Buffs (11-6, 3-2 Pac-12) opened the second half on a 9-3 run fueled by five points from Spencer Dinwiddie to tie the game at 42 with 17:01 remaining in the game. Stanford (15-3, 5-1 Pac-12) then took over, going on a 32-5 run to open up a 74-47 lead with 7:48 to play.

"We tried to get a little aggressive defensively," Colorado head coach Tad Boyle said about the Cardinal's second-half streak.

"We started doubling their ball screens a little bit and they got a couple shooters loose. They went up five and then we got out of that and tried to get back to just guarding and the floodgates just kind of opened. Our defense wasn't good enough to keep us in the game tonight and our offense wasn't good either. I think you have to credit Stanford because they played a heck of a game."

Andre Roberson led CU with 15 points, while Austin Dufault (14), Carlton Brown (13), and Dinwiddie (11) all scored in double-digits as well.

Freshman Chasson Randle led the Cardinal with 18 points, including a 4-of-8 performance from beyond the three-point arc. Aaron Bright scored 14, Josh Huestis scored 13, and Josh Owens scored 10 points in addition to a game-high seven boards.

Stanford's 84 points were the most allowed by CU this season as the Cardinal shot 52.9 percent from the field (27-of-51), including 10-of-23 from long range (43.5 percent). The Buffs shot 42.1 percent (24-of-57) for the contest.

CU's last lead in the game came at 21-19 with 9:09 left in the first half before Stanford went on a 12-3 over the next 3:32 of game time to build their lead. The Cardinal led 39-33 at intermission.

Roberson had a game-high 13 points at halftime and Dufault also was in double-digits with 10 points at the break.

After starting 3-0 in conference play, CU has now dropped their first two road games in the Pac-12. The Buffs return to action on Thursday night as they host Arizona State at Coors Events Center. The game will tip at 6:30 p.m. and will be televised on ROOT Sports.

**Game #18 (Jan. 19)**  
**Arizona State at Colorado**  
**Boulder, Colo.**

**ARIZONA STATE (6-12, 2-4 Pac-12)**

Player		FGs	3-pt	FT	O-D-	R	F	TP	A	TO	B	S	Min
Felix	f	5-10	2-6	1-1	1-4	5	2	13	0	2	1	3	29
Gilling	f	4-8	4-7	0-0	1-1	2	2	12	2	1	1	0	32
Pateev	c	2-2	0-0	0-1	0-1	1	2	4	0	3	1	0	18
Colvin	g	6-11	1-3	2-3	1-1	2	2	15	2	3	0	1	31
Creekmur	g	0-5	0-5	0-0	0-2	2	1	0	0	3	0	1	34
Cain		2-10	0-0	0-0	1-2	3	5	4	1	1	0	0	22
Heller		0-0	0-0	0-0	0-0	0	1	0	3	1	0	1	9
Bachynski		0-1	0-0	1-2	1-4	5	4	1	0	0	2	0	21
Newton		1-1	1-1	0-0	0-0	0	0	3	1	0	0	0	2
Whitmore		0-0	0-0	2-2	0-1	1	0	2	0	0	0	0	2
Team				0-1	1	2							
Totals		20-48	8-22	6-9	5-17	22	21	54	9	14	5	6	200

FG%	1st Hlf	6-18	33.3%	2nd Hlf	14-30	46.7%	Game	20-48	41.7%
3FG%	1st Hlf	2-9	22.2%	2nd Hlf	6-13	46.2%	Game	8-22	36.4%
FT%	1st Hlf	1-4	25.0%	2nd Hlf	5-5	100%	Game	6-9	66.7%
deadball rebounds:		1							

**COLORADO (12-6, 4-2 Pac-12)**

Player		FGs	3-pt	FT	O-D-	R	F	TP	A	TO	B	S	Min
Roberson	f	3-4	0-0	6-8	2-8	10	2	12	2	2	3	1	29
Dufault	f	5-8	0-1	1-1	2-3	5	3	11	2	3	0	1	29
Tomlinson	g	3-6	2-5	0-0	0-1	1	2	8	2	1	0	2	26
Dinwiddie	g	3-9	1-4	5-6	1-5	6	0	12	0	0	0	1	25
Brown	g	0-2	0-2	2-2	2-2	4	0	2	1	0	0	0	25
Booker		4-6	0-1	3-3	0-1	1	3	11	1	3	0	0	18
Sharpe		0-1	0-0	0-0	0-0	0	2	0	0	2	0	0	3
Webb		0-0	0-0	0-0	0-0	0	0	0	0	0	0	0	3
Harris-Tunks		2-5	0-0	1-2	0-0	1	5	1	0	0	0	0	13
Chen		0-1	0-1	0-0	0-0	0	0	0	1	1	0	0	11
Adams		3-4	0-0	1-1	0-1	1	2	7	1	1	0	1	14
Mills		0-0	0-0	1-2	0-0	0	1	0	0	0	0	0	2
Eckloff		0-1	0-0	0-0	0-0	0	1	0	0	0	0	0	2
Team					2-4								
Totals		23-47	3-14	20-25	9-25	34	16	69	11	13	3	6	200

## Game #19 (Jan. 21)

### Arizona at Colorado

### Boulder, Colo.

#### ARIZONA (13-7, 4-3 Pac-12)

Player	FGs	3-pt	FT	O-D-	R	F	TP	A	TO	B	S	Min
Perry f	6-13	0-0	8-11	4-6	10	2	20	3	1	0	0	31
Hill f	4-7	1-2	1-4	5-5	10	2	10	1	3	2	0	30
Turner g	2-4	0-0	5-6	3-2	5	1	9	3	1	0	1	28
Johnson g	1-5	0-3	0-0	1-3	4	3	2	2	2	0	0	23
Fogg g	3-12	2-7	8-9	1-1	2	3	16	0	2	0	1	32
Parrom	3-6	0-2	0-0	1-4	5	3	6	2	0	0	0	22
Natyazhko	0-0	0-0	0-0	0-1	1	2	0	0	1	0	0	4
Mayes	0-5	0-4	0-0	0-0	0	2	0	0	0	0	0	14
Lavender	0-2	0-2	0-0	0-1	1	1	0	0	0	0	0	11
Chol	0-1	0-0	0-0	0-0	0	0	0	0	0	0	0	5
Team				3-6	6				1			
Totals	19-55	3-20	22-30	18-26	44	19	63	11	11	2	2	200

FG%	1st Hlf	12-28	42.9%	2nd Hlf	7-37	25.9%	Game	19-55	34.5%
3FG%	1st Hlf	2-11	18.2%	2nd Hlf	1-9	11.1%	Game	3-20	15.0%
FT %	1st Hlf	13-16	81.3%	2nd Hlf	9-14	64.3%	Game	22-30	73.3%
deadball rebounds: 0									

#### COLORADO (13-6, 5-2 Pac-12)

Player	FGs	3-pt	FT	O-D-	R	F	TP	A	TO	B	S	Min
Roberson f	0-8	0-2	1-2	1-6	7	3	0	1	2	4	0	25
Dufault f	4-6	0-1	4-6	3-3	6	3	12	0	3	0	2	29
Tomlinson g	1-2	0-1	1-2	0-1	1	3	3	3	0	0	0	30
Dinwiddie g	4-8	1-3	4-5	0-4	4	1	13	1	0	1	2	32
Brown g	7-16	2-6	3-5	2-4	6	3	19	2	1	0	1	35
Booker	2-6	1-4	4-6	0-1	1	1	9	1	0	0	0	18
Harris-Tunks	2-4	0-0	0-0	1-4	5	3	4	1	0	0	0	15
Chen	2-3	0-0	0-0	0-1	1	1	4	0	0	0	0	11
Adams	0-1	0-0	0-0	0-1	1	2	0	0	0	0	0	5
Team				2-1	3							
Totals	22-54	4-17	16-26	9-26	35	20	64	9	6	5	5	200

FG%	1st Hlf	11-25	44.0%	2nd Hlf	11-29	37.9%	Game	22-54	40.7%
3FG%	1st Hlf	3-8	37.5%	2nd Hlf	1-9	11.1%	Game	4-17	23.5%
FT %	1st Hlf	10-15	67.7%	2nd Hlf	6-11	54.5%	Game	16-26	61.5%
deadball rebounds: 7									

Arizona	39	24	63
Colorado	35	29	64

Officials: Verne Harris, Michael Eggers, Kurt Walker. Technicals: none.  
Attendance: 11056. Fouled out: none.

### BUFFS STAY TOUGH IN CRUNCH, EDGE WILDCATS

BOULDER (Jan. 21) - The way the game had rocked back and forth for 39 minutes, Colorado coach Tad Boyle couldn't see it shifting toward the Buffaloes with a seamless offensive possession. Arizona had made it a deliver-a-blow, absorb-a-blow kind of Saturday, and the Wildcats - down one point with no timeouts - had a last chance to hush the season's first sellout crowd at the Coors Events Center.

It didn't happen - and that the Buffs outlasted the Wildcats 64-63 on what Boyle later called a "rock solid" final defensive stand simply made his afternoon.

"We work on time and score in practice a lot . . . up one and having to get a stop," he said. "All it takes is one break down; we made them take a contested three and they missed. I thought it was appropriate that we won the game that way."

The win, CU's fifth at home in Pac-12 Conference play (13-6 overall, 5-2 conference), finally unfolded like this:

After a Kevin Parrom layup gave UA a 63-61 lead, CU senior Carlton Brown drained a three-pointer to put CU ahead by a point with 1:18 showing. When Kyle Fogg missed the front end of a critical one-and-one with 1:01 left, Brown in turn misfired from just inside the top of the key with less than half a minute remaining.

The Wildcats controlled the rebound and had a final chance for the win, but they didn't have a timeout to set anything up. UA coach Sean Miller had sped through his second-half timeouts, using his last one with about 2:50 left.

As a result, the Wildcats sped down court and tried find a crack in the Buffs' defense. When none was found, the ball went to Parrom on the right perimeter. His trey attempt at the buzzer was long - and the Buffs and their rowdy capacity crowd (11,056) exhaled. Victoriously.

As the crowd roared, most of CU's players joined in the celebration - all but senior Austin Dufault, who celebrated a little late. "I thought the game was tied," Dufault said sheepishly. "I saw Nate (Tomlinson) sprinting down the court, and thought, 'What's he doing? We're going into overtime.' Then I looked at the scoreboard, grabbed Carlton and said, 'We won.'"

Duh . . . shocking, but true. Dufault, though, was infinitely more in tune to what preceded the final frantic seconds. To go along with Brown's team-best 19 points - 12 in the second half, seven of those in the last 9:57 - Dufault contributed 12 points, six rebounds and pair of steals, continuing his steady play in his final season. CU's pair of freshman guards - Spencer Dinwiddie and Askia Booker - combined for 21 points (Dinwiddie 12, Booker nine). UA's Jesse Perry led all scorers with 20.

The contributions of Brown, Dufault, Dinwiddie and Booker were made all the more vital by what Boyle termed an off night for leading rebounder (11.3) and second-leading scorer (11.6) Andre Roberson, who collected seven boards but didn't score (0-for-8 from the field, 0-for-2 from the free throw line).

As proud as he was about the Buffs' defense in the final half minute, Boyle also pointed to his team's season-low six turnovers, which led to a dozen points. CU needed an advantage there, because UA won the board battle 44-35 - not a statistical duel Boyle likes to lose. And CU missed 10 free throws (16-of-26), hit just four three-pointers in 17 attempts and finished at 40.7 percent from the field (22-of-54).

But the Buffs, Boyle noted, "made one extra play" on defense. "That's what makes me the happiest and the most proud."

## Game #20 (Jan. 26)

### Colorado at USC

### Los Angeles, Calif.

#### COLORADO (14-6, 6-2 Pac-12)

Player	FGs	3-pt	FT	O-D-	R	F	TP	A	TO	B	S	Min
Roberson f	5-11	0-1	3-4	2-8	10	2	13	1	0	1	2	21
Dufault f	3-6	1-2	4-6	2-4	6	1	11	1	1	0	0	17
Tomlinson g	1-3	0-2	0-0	0-3	3	1	2	5	0	0	0	17
Dinwiddie g	3-7	0-1	2-2	0-9	9	0	8	1	2	1	1	28
Brown g	5-10	1-3	2-3	2-7	9	2	13	2	2	0	0	25
Booker	4-10	3-7	2-2	4-5	9	1	13	1	3	0	1	25
Sharpe	0-1	0-0	0-0	0-1	1	1	0	0	0	0	0	10
Harris-Tunks	1-3	0-0	0-1	0-1	1	1	2	0	1	0	1	15
Chen	1-1	0-0	0-0	0-0	0	3	2	0	2	0	1	20
Adams	2-3	0-1	6-8	0-1	1	0	10	0	1	0	0	19
Eckloff	0-0	0-0	0-0	0-0	0	0	0	0	0	0	0	3
Team				2-0	2							
Totals	25-55	5-17	19-26	12-39	51	12	74	11	12	2	6	200

FG%	1st Hlf	12-24	50.0%	2nd Hlf	13-31	41.9%	Game	25-55	45.5%
3FG%	1st Hlf	4-8	50.0%	2nd Hlf	1-9	11.1%	Game	5-17	29.4%
FT %	1st Hlf	9-13	69.2%	2nd Hlf	10-13	76.9%	Game	19-26	73.1%
deadball rebounds: 3									

#### USC (5-16, 0-8 Pac-12)

Player		FGs	3-pt	FT	O-D-	R	F	TP	A	TO	B	S	Min
Wesley	f	5-12	0-0	2-3	0-4	4	2	12	1	2	0	1	40
Jackson	f	3-8	1-2	1-1	0-5	5	4	8	0	0	1	1	24
Dedmon	c	0-4	0-0	1-2	0-2	2	0	1	0	0	1	0	4
Moore	g	0-6	0-4	0-0	0-3	3	4	0	3	2	0	0	26
Jones	g	4-15	2-10	3-3	0-0	0	13	1	2	0	3	38	
Allen		2-6	2-6	0-0	0-1	1	3	6	1	1	0	0	22
Strangis		1-3	0-2	0-0	0-1	1	3	2	1	0	0	0	17
Munoz		0-1	0-1	0-0	0-0	0	0	0	0	0	0	0	3
Blasczyk		4-4	0-0	0-1	1-6	7	1	8	0	1	0	0	26
Team					0-1	1							
Totals		19-59	5-25	7-10	3-21	24	17	50	7	8	2	5	200

FG%	1st Hlf	10-30	33.3%	2nd Hlf	9-29	31.0%	Game	19-59	32.2%
3FG%	1st Hlf	2-14	14.3%	2nd Hlf	3-11	27.3%	Game	5-25	20.0%
FT %	1st Hlf	4-7	57.1%	2nd Hlf	3-3	100%	Game	7-10	70.0%
deadball rebounds: 1, 1									

Colorado	37	37	74
USC	26	24	50

Officials: Michael Irving, Mike Scypfers, Milt Stowe. Technicals: none.  
Attendance: 3147. Fouled out: none.

### BUFFS STAMPEDE OVER USC 74-50 ON THE ROAD

LOS ANGELES (Jan. 26) - Andre Roberson had 13 points and 10 rebounds as Colorado beat Southern California 74-50 on Thursday night, sending the Trojans to their ninth straight loss.

CU's 24-point victory is their largest on the road in a conference game since the Cliff Meely-led Buffaloes won 80-56 in Norman against Oklahoma on Jan. 4, 1969 in a Big 8 game.

The Buffs led by 29 in the second half tonight, their largest lead in a conference road game since also taking a 29-point lead late in a 75-47 win at Nebraska on Jan. 7, 1963. By matching the lead from the Nebraska game in 1963, CU tied their largest lead in a road conference game since a 66-30 win at Denver on Jan. 9, 1946 in a Mountain States Conference game, a span of 66 years.

"Before we came out on the floor, we talked about this being a taking care of business type of game," head coach Tad Boyle said about CU's victory. "We knew if we did what we are supposed to do, the results would take care of themselves. Three things we talked about in practice this week were staying focused for 40 minutes, being mentally tough, and executing. I thought we did all three of those things tonight."

Carlton Brown scored 13 points with nine rebounds for the Buffaloes (14-6, 6-2), who used a 23-4 run spanning both halves in winning their first Pac-12 road game. Askia Booker scored 13, Austin Dufault 11 and Jeremy Adams 10.

Maurice Jones scored 13 points to lead the Trojans (5-16, 0-8), who shot 32 percent overall and went 5-of-25 on 3-pointers.

Roberson hit a layup and a free throw coming out of halftime to make the lead 40-26. After USC's James Blasczyk scored on a jumper with 17:33 left, the Trojans went scoreless for nearly six minutes.

## Game #21 (Jan. 28)

### Colorado at UCLA

### Los Angeles, Calif.

#### COLORADO (14-7, 6-3 Pac-12)

Player	FGs	3-pt	FT	O-D-	R	F	TP	A	TO	B	S	Min
Roberson f	4-7	3-3	1-2	2-8	10	3	12	2	1	2	4	33
Dufault f	3-8	1-2	1-4	3-1	4	0	8	0	4	0	1	31
Tomlinson g	2-2	2-2	0-0	0-1	1	2	6	2	4	0	0	25
Dinwiddie g	4-10	0-3	1-2	1-3	4	0	9	3	0	0	1	29
Brown g	2-7	0-3	2-2	0-1	1	2	6	2	3	0	0	31
Booker	6-10	1-1	0-0	1-0	1	1	13	1	0	0	0	21
Harris-Tunks	2-2	0-0	1-2	0-2	2	2	5	0	1	0	0	14
Chen	0-1	0-1	1-2	0-1	1	2	1	0	1	0	0	5
Adams	0-3	0-0	0-0	0-0	0	2	0	1	0	0	0	11
Team				2-1	3							
Totals	23-50	7-15	7-14	9-18	27	14	60	11	14	2	6	200

FG%	1st Hlf	15-27	55.6%	2nd Hlf	8-23	34.8%	Game	23-50	46.0%
3FG%	1st Hlf	3-6	50.0%	2nd Hlf	4-9	44.4%	Game	7-15	46.7%
FT %	1st Hlf	3-8	37.5%	2nd Hlf	4-6	66.7%	Game	7-14	50.0%
deadball rebounds: 3									

#### UCLA (12-9, 5-4 Pac-12)

Player	FGs	3-pt	FT	O-D-	R	F	TP	A	TO	B	S	Min
Wear, D.	f	5-6	1-1	0-0	0-3	3	2	11	0	0	0	33
Wear, T.	f	6-10	0-0	2-2	1-6	7	4	14	1	1	1	29
Lamb	g	5-9	3-5	0-0	1-6	7	0	13	6	2	1	37
Anderson	g	3-5	2-2	0-0	0-4	2	8	8	3	0	1	31
Jones	g	7-10	1-3	2-2	1-1	2	1	17	9	4	0	37
Stover		0-0	0-0	0-0	0-0	1	0	0	0	2	0	3
Powell		2-4	2-2	0-0	0-1	1	2	6	2	0	2	15
Smith		3-8	0-0	2-5	1-0	1	2	8	0	2	0	15
Team				1-1	2							
Totals		31-52	9-13	6-9	5-22	27	14	77	26	12	6	10 200

FG%	1st Hlf	15-26	57.7%	2nd Hlf	16-26	61.5%	Game	31-52	55.6%
3FG%	1st Hlf	6-8	75.0%	2nd Hlf	3-5	60.0%	Game	9-13	69.2%
FT %	1st Hlf	4-7	57.1%	2nd Hlf	2-2	100%	Game	6-9	66.7%
deadball rebounds: 1									

Colorado	36	34	60
UCLA	40	37	77

Officials: Chris Rastatter, Randy Burkhardt, Rick Batsell. Technicals: none.  
Attendance: 9253. Fouled out: none.

### UCLA PULLS AWAY IN SECOND HALF, TOPS CU 77-60

## Game #22 (Feb. 2)

### Oregon State at Colorado

#### Boulder, Colo.

#### OREGON STATE (14-8, 4-6 Pac-12)

Player		FGs	3-pt	FT	O-D-	R	F	TP	A	TO	B	S	Min
Burton	f	2-2	0-0	0-0	0-2	2	3	4	2	2	1	1	20
Collier	f	4-7	0-0	4-5	1-0	1	2	2	1	2	0	2	22
Brandt	c	3-6	0-0	2-4	2-3	5	2	8	1	1	0	0	21
Cunningham	g	5-12	2-6	0-2	0-1	1	2	12	0	2	1	2	25
Starks	g	1-8	1-4	0-0	0-1	1	0	3	3	0	0	1	19
McShane		0-0	0-0	0-0	1-1	2	1	0	0	2	0	1	18
Barton		0-5	0-2	0-1	0-0	0	3	0	0	2	0	0	19
Jones		1-1	0-0	0-0	0-0	0	2	0	0	0	0	1	2
Murphy		0-2	0-2	0-0	0-1	1	0	0	0	0	0	0	7
Moreland		4-5	0-1	1-5	3-6	9	3	9	2	2	0	0	23
Mitchell		0-1	0-1	0-0	0-0	0	0	0	0	0	0	0	2
Nelson		1-9	1-4	7-11	1-3	4	1	10	2	3	1	1	22
Team					3-2	5							
Totals		21-58	4-20	14-28	11-20	31	17	60	11	16	3	9	200

FG%	1st Hlf	13-34	38.2%	2nd Hlf	8-24	33.3%	Game	21-58	36.2%
3FG%	1st Hlf	3-11	27.3%	2nd Hlf	1-9	11.1%	Game	4-20	20.0%
FT %	1st Hlf	2-8	25.0%	2nd Hlf	12-20	60.0%	Game	14-28	50.0%
deadball rebounds:	2								

#### COLORADO (15-7, 7-3 Pac-12)

Player		FGs	3-pt	FT	O-D-	R	F	TP	A	TO	B	S	Min
Roberson	f	6-10	1-1	3-5	3-12	15	3	16	1	2	2	2	31
Dufault	f	6-7	2-2	0-0	0-1	3	1	14	0	1	0	1	25
Tomlinson	g	1-1	0-0	2-2	0-3	3	3	4	6	5	0	3	28
Dinwiddie	g	3-5	1-1	3-4	0-0	2	10	4	1	0	1	1	23
Brown	g	5-15	2-6	0-0	3-3	6	3	12	3	1	1	1	26
Booker		4-10	0-2	7-7	1-6	7	0	15	3	0	0	2	20
Sharpe		0-1	0-1	0-0	1-0	1	1	0	0	0	0	0	3
Webb		0-0	0-0	0-0	0-0	0	0	0	0	0	0	0	2
Harris-Tunks		2-2	0-0	0-0	0-5	5	4	4	0	3	0	0	17
Chen		2-2	0-0	1-1	0-0	0	2	5	1	1	0	0	11
Adams		0-1	0-0	0-0	0-1	1	0	0	0	0	0	0	2
Eckloff		0-1	0-1	0-0	0-0	0	0	0	0	1	0	0	2
Team					1-1	2							
Totals		29-56	6-15	18-21	9-34	43	22	82	19	17	3	10	200

FG%	1st Hlf	17-28	60.7%	2nd Hlf	12-28	42.9%	Game	29-56	51.8%
3FG%	1st Hlf	3-8	37.5%	2nd Hlf	3-7	42.9%	Game	6-15	40.0%
FT %	1st Hlf	9-11	81.8%	2nd Hlf	9-10	90.0%	Game	18-21	85.7%
deadball rebounds:	1								

Oregon State 31 29 60  
Colorado 46 36 82

Officials: Randy McCall, Deron White, Frank Harvey, III. Technicals: Tomlinson.  
Attendance: 7858. Fouled out: none.

#### BUFFS APPLY BRAKES TO HIGH-SCORING BEAVERS

**BOULDER** (Feb. 2) - The Pac-12 Conference's highest scoring team hurtled headlong into a defensive roadblock (or maybe it was a snow bank) on Thursday night.

Oregon State, averaging a league-best 82.4 points, found itself completely untracked by the University of Colorado, which ran, rocked and rolled to a convincing 82-60 victory at the Coors Events Center.

The Beavers' 60 points tied their lowest total of the season - a 74-60 home loss to Idaho in early December. They rode into Boulder on a three-game winning streak.

"I'm obviously pleased with the way our guys came out ready to go," CU coach Tad Boyle said. "If you hold them to 36 percent (from the field) at home, you should win. We got stops, we got into transition . . . the best way to beat a zone is to beat them down the court."

The Beavers, hoping their 1-3-1 zone would befuddle the Buffs, found themselves in early trouble and never found a way out. OSU's Jared Cunningham, the Pac-12's leading scorer (18.2), was held to 12 points on 5-of-12 shooting from the field.

Cunningham was mostly checked by Nate Tomlinson, whom Boyle called "one of the most underrated defenders in our league." And the Buffs did an equally decisive number on Cunningham's backcourt mate, Ahmad Starks, who was averaging 13.6 points. CU held him to three.

"Their backcourt is a big part of what they do . . . we tried to make them take tough, contested shots," said Tomlinson, who had a game-high six of his team's season-best 19 assists.

Five CU players reached double figures, topped by Andre Roberson's 16 and 15 rebounds. Askia Booker added 15, Austin Dufault 14, Carlton Brown 12 and Spencer Dinwiddie 10.

"When you play defense like we did, they can have a lot of guys have a great night - and that's what they did," said OSU coach Craig Robinson. "That's what good teams do, they take advantage of teams when they come into their place and play well. That's a credit to their coach and their preparation."

The Buffs entered the game as the Pac-12 leader in field goal percentage defense (39.8) - and the Beavers quickly discovered why. OSU, which also led the league in field goal percentage (48.5), was held 38.2 percent from the field in the first half as CU opened a 15-point advantage at intermission. OSU (14-8, 4-6) finished the game at 36.2 percent from the field (21-of-58).

CU led by as many as 24 on several occasions in the second half and was never threatened - and that's just the way Boyle wanted it. The Buffs were expecting a run from the Beavers to open the second half, but it didn't happen. In fact, the team that hit the gas early was CU.

Boyle had talked to his team in the locker room about "winning every 4 minute segment . . . we felt if we could extend that thing (a 15-point halftime lead), we could put them away. And we did. It's a sign of progress."

CU's 46 first-half points were a team first-half seasonal high in Pac-12 play.

## Game #23 (Feb. 4)

### Oregon at Colorado

#### Boulder, Colo.

#### OREGON (16-7, 7-4 Pac-12)

Player		FGs	3-pt	FT	O-D-	R	F	TP	A	TO	B	S	Min
Ashaolu	f	8-14	0-0	1-6	4-5	9	4	17	0	2	0	2	27
Jacob	f	1-2	0-0	0-0	1-3	4	1	2	0	0	0	1	11
Singler	f	5-10	1-2	2-3	1-12	13	5	13	2	3	2	2	37
Sim	g	2-9	2-6	0-0	0-0	0	3	6	1	1	0	1	29
Joseph	g	6-14	3-6	3-4	1-3	4	2	18	5	2	0	2	39
Loyd		2-5	1-3	1-1	0-0	0	2	6	2	1	0	1	16
Nared		0-0	0-0	0-0	0-1	1	1	0	0	1	0	0	7
Emory		1-4	0-3	0-0	0-1	1	1	2	2	0	0	0	21
Woods		2-5	0-0	3-3	2-0	2	4	7	0	3	1	0	13
Team					3-0	3							
Totals		27-63	7-20	10-17	12-25	37	23	71	12	14	3	9	200

FG%	1st Hlf	14-34	41.2%	2nd Hlf	13-29	44.8%	Game	27-63	42.9%
3FG%	1st Hlf	3-11	27.3%	2nd Hlf	4-9	44.4%	Game	7-20	35.0%
FT %	1st Hlf	6-11	54.5%	2nd Hlf	4-6	66.7%	Game	10-17	58.8%
deadball rebounds:	3								

#### COLORADO (16-7, 8-3 Pac-12)

Player		FGs	3-pt	FT	O-D-R	F	TP	A	TO	B	S	Min	
Roberson	f	3-4	0-0	1-2	2-9	11	2	7	1	1	7	0	28
Dufault	f	3-4	1-2	2-3	0-2	2	3	9	0	1	0	0	28
Tomlinson	g	1-5	1-4	4-7	0-2	2	1	7	4	1	0	2	32
Dinwiddie	g	5-9	3-4	3-3	0-2	2	4	16	1	2	0	2	29
Brown	g	4-14	0-6	2-3	0-6	6	2	10	3	4	0	1	32
Booker		5-8	0-1	7-8	0-4	4	4	17	2	3	0	2	26
Harris-Tunks		1-1	0-0	4-4	0-0	0	3	6	1	2	0	0	15
Chen		0-1	0-0	0-0	0-0	0	1	0	0	1	0	0	6
Adams		0-1	0-1	0-0	0-0	0	0	0	0	0	0	0	3
Eckloff		0-0	0-0	0-0	0-1	1	0	0	0	0	0	0	1
Team					2-2	4							
Totals		22-47	5-18	23-30	4-28	32	20	72	12	15	7	7	200

FG%	1st Hlf	9-24	37.5%	2nd Hlf	13-23	56.5%	Game	22-47	46.8%
3FG%	1st Hlf	0-8	00.0%	2nd Hlf	5-10	50.0%	Game	5-18	27.8%
FT %	1st Hlf	15-16	93.8%	2nd Hlf	8-14	57.1%	Game	23-30	76.7%
deadball rebounds:	3								

Oregon 37 34 71  
Colorado 33 39 72

Officials: Bruce Hicks, Tom Spitznagel, Jeff Wooten. Technicals: none.  
Attendance: 11052. Fouled out: none.

#### TOMLINSON'S FT PUSHES BUFFS PAST DUCKS

**BOULDER** (Feb. 4) - Second chances to win basketball games usually don't occur within 16-second spans, but Nate Tomlinson glanced at the clock Saturday night, saw his second chance hanging there, then raced for it.

Tomlinson beat the clock and Oregon, sinking the first of two free throws with one second remaining to push Colorado to a 72-71 win at the sold-out, worn-out, but far from bummed out Coors Events Center. With four seconds to play, the Colorado senior guard dribbled the length of the court and was fouled - Oregon coach Dana Altman believed otherwise - as he launched himself for a layup.

"Of course," Tomlinson answered afterwards when asked if he was fouled by Oregon's E.J. Singler. But Altman's postgame pursuit of the officiating crew suggested the second-year top Duck disagreed. By then the call and one free throw had been made, never mind that Tomlinson - by his own admission - "bricked my second one."

More reserved than he was at game's end, Altman called the foul that sent Tomlinson to the free throw line for the final time "just part of the game . . . we didn't shoot free throws well (10-of-17, but CU was 23-of-30). They beat us there and that was a big difference."

The win kept the Buffs unbeaten at home (7-0) in Pac-12 Conference play and in a second-place tie (8-3 conference, 16-7 overall) with California. Washington leads the league at 9-2.

Coach Tad Boyle, who became the first CU coach to win his 40th game in his second season, called Tomlinson's sprint up-court and drawing the foul "a big-time play . . . a smart play by Nate. It was one you expect your senior point guard to make."

Tomlinson also expected it of himself - especially after he had missed one of two free throws with 17.4 seconds to play. His stat line wasn't spectacular: 7 points on 1-of-5 from the field (his only three-pointer in four attempts) and 4-of-7 free throws; 2 rebounds, 4 assists and a turnover. But he made Oregon's leading scorer, Devoe Joseph, work for most of his 18 points.

When Tomlinson made one-of-two free throw with 17.4 seconds to play, CU went up 71-69. But Oregon's Olu Ashaolu (17 points, 9 rebounds) tied the score with an inside basket and was fouled. He missed his free throw, the Buffs controlled the rebound and Tomlinson was off and dribbling.

Said Tomlinson: "I had a quick look up at the clock and saw that we had about four seconds left. So I made a play to put it in the refs' hands - and luckily I got the call."

Said Boyle: "You officiate the game from start to finish; if a kid gets fouled, it's a foul. I had no problem with most of those calls. I want the game officiated from start to finish just like coach Altman and any other coach does. I had no problem."

CU freshman Askia Booker, who led the Buffs with 17 points off the bench (13 in the first half), called Tomlinson's drive to the basket "a veteran move . . . he didn't settle for a jump shot, he went for a layup." After hitting only one of his two free throws 16 seconds earlier, Tomlinson said he "felt like I threw the game away . . . I wouldn't have been able to sleep until next week if I'd missed that (last) one."

Sleep will come easy now, but this was a restless night for the Buffs. The road-tough Ducks (16-7, 7-4) outrebounded them 37-32, converted 15 CU turnovers into 18 points and outscored the home team 32-30 in the paint. Oregon also was able to shoot 42.9 percent from the field (27-of-63).

## Game #24 (Feb. 9)

### Colorado at Arizona

#### Tucson, Ariz.

#### COLORADO (16-8, 8-4 Pac-12)

Player		FGs	3-pt	FT	O-D-R	F	TP	A	TO	B	S	Min	
Roberson	f	5-10	0-0	2-2	2-9	11	5	12	2	1	3	1	29
Dufault	f	5-13	0-4	0-1	2-5	7	3	10	2	0	0	0	35
Tomlinson	g	3-6	3-4	0-1	0-2	2	3	9	4	1	0	0	34
Dinwiddie	g	4-10	1-3	1-2	0-2	2	0	10	3	2	0	3	10
Brown	g	5-12	0-5	1-2	0-2	2	4	11	3	3	0	0	30
Booker		0-6	0-1	4-4	1-2	3	4	4	1	2	0	0	18
Harris-Tunks		0-1	0-0	1-2	0-0	0	3	1	0	2	1	0	12
Chen		0-0	0-0	0-0	0-0	0	1	0	0	0	0	0	6
Adams		0-1	0-0	0-0	1-0	1	0	0	0	0	0	0	3
Team					1-2	3							
Totals		22-59	4-19	9-14	7-24	31	23	57	15	11	4	4	200

FG%	1st Hlf	10-25	40.0%	2nd Hlf	12-34	35.3%	Game	22-59	37.3%
3FG%	1st Hlf	3-10	30.0%	2nd Hlf	1-9	11.1%	Game	4-19	21.1%
FT %	1st Hlf	5-6	83.3%	2nd Hlf	4-8	50.0%	Game	9-14	64.3%
deadball rebounds:	0								

#### ARIZONA (17-8, 8-4 Pac-12)

Player		FGs	3-pt	FT	O-D-	R	F	TP	A	TO	B	S	Min
Perry	f	6-11	0-0	5-5	4-7	11	0	17	2	0	1	1	32
Hill	f	6-10	1-2	3-8	4-10	14	0	16	3	1	0	1	37
Turner	g	2-4	0-1	2-3	0-4	4	2	6	2	2	0	0	30
Johnson	g	1-7	1-5	6-8	0-5	5	5	9	2	4	1	0	34
Fogg	g	4-9	1-3	6-7	0-5	5	4	15	1	2	1	1	31
Lavender		0-5	0-5	0-0	0-0	0	2	0	2	1	0	0	24
Chol		2-2	0-0	4-4	0-1	1	2	8	0	1	2	0	12
Team					0-3	3							
Totals		21-48	3-16	26-35	8-35	43	15	71	12	11	5	3	200



## Game #25 (Feb. 11) Colorado at Arizona State Tempe, Ariz.

### COLORADO (17-8, 9-4 Pac-12)

Player	FGs	3-pt	FT	O-D-	R	F	TP	A	TO	B	S	Min
Roberson f	4-9	0-0	4-10	3-6	9	1	12	2	3	2	4	29
Dufault f	4-6	0-0	4-5	3-3	6	2	12	0	2	0	1	30
Tomlinson g	2-5	1-3	0-0	0-2	2	0	5	4	2	0	0	29
Dinwiddie g	4-6	3-5	4-4	0-5	2	1	15	1	2	2	0	34
Brown g	3-8	2-5	0-0	0-2	5	0	8	1	2	1	0	28
Booker	3-6	0-0	3-3	0-2	2	2	9	0	2	0	1	19
Harris-Tunks	0-3	0-0	0-0	0-2	3	3	0	1	0	0	0	9
Chen	1-1	0-0	0-0	0-1	1	2	2	2	0	0	1	11
Adams	0-2	0-0	0-0	1-2	3	2	0	0	1	0	1	11
Team			0-1	1								
Totals	21-46	6-13	15-22	7-26	33	13	63	11	14	5	8	200

FG%	1st Hlf	11-24	45.8%	2nd Hlf	10-22	45.5%	Game	21-46	45.7%
3FG%	1st Hlf	1-2	50.0%	2nd Hlf	5-11	45.5%	Game	6-13	46.2%
FT %	1st Hlf	5-9	55.6%	2nd Hlf	10-13	76.9%	Game	15-22	68.2%
deadball rebounds: 4									

### ARIZONA STATE (8-17, 4-9 Pac-12)

Player		FGs	3-pt	FT	O-D-	R	F	TP	A	TO	B	S	Min
Cain	f	4-10	0-0	0-0	1-1	2	2	8	1	3	0	1	25
Gilling	f	4-12	3-10	0-0	0-3	4	11	0	3	1	2	37	
Bachynski	c	1-3	0-0	0-0	3-2	5	4	2	0	2	1	0	14
Felix	g	1-4	0-0	0-0	1-1	2	1	2	0	3	1	1	32
Lockett	g	3-8	2-4	2-4	1-3	4	0	10	3	2	0	1	32
Colvin		1-3	0-0	2-3	0-4	4	3	4	5	4	0	1	28
Creekmur		2-7	2-7	0-0	0-1	1	1	6	3	0	0	0	17
Pateev		3-6	0-0	0-1	2-4	6	3	6	1	0	0	0	15
Team					2-2	4				1			
Totals		19-53	7-21	4-8	10-21	31	49	49	13	18	3	6	200

FG%	1st Hlf	8-23	34.8%	2nd Hlf	11-30	36.7%	Game	19-53	35.8%
3FG%	1st Hlf	4-10	40.0%	2nd Hlf	3-11	27.3%	Game	7-21	33.3%
FT %	1st Hlf	1-2	50.0%	2nd Hlf	3-6	50.0%	Game	4-8	50.0%
deadball rebounds: 2									

Colorado	28	35	63
Arizona State	21	28	49

Officials: Larry Spaulding, Randy Burkhart, Don AcAllister. Technicals: none.  
Attendance: 5201. Fouled out: none.

## BUFFS GET BIG ROAD WIN, TOP ARIZONA STATE 63-49

TEMPE, Ariz. (Feb. 11, AP & CU Staff Reports) - Freshman Spencer Dinwiddie scored all 15 of his points in the second half as the Colorado Buffaloes outscored the Arizona State Sun Devils by exactly seven points in each half to finish with a 63-49 victory.

"You can tell your program has come a ways when you go on the road and expect to win," said CU head coach Tad Boyle. "We expected to win. There were some butterflies before the game because Arizona State has gotten better since we played them. I thought their match-up zone has gotten a lot better."

CU held a conference road opponent under 50 points for the first time in 45 years and the road win was much needed for the Buffaloes, who have had struggles away from home this season. CU improves to 17-8 overall and 9-4 in the Pac-12 while Arizona State falls to 8-17 and 4-9, respectively. It was February 2, 1967 when CU won at Oklahoma State, 49-42, the last time a CU league opponent scored less than 50.

The win became all that much more important with the fact that every team near the top of the Pac-12 standings also won. There are five teams within a game of each other as the Buffs 9-4 record keeps them tied for third as both Oregon (78-69 over Washington State) and Arizona (70-61 over Utah) also won to improve to 9-4 in the league standings.

"They've made some adjustments since we've last played them and (Trent) Lockett coming back is a difference maker. He's a good player and their big guys are getting better," Boyle added. "They're a physical basketball team and that's one thing we talked about before this game, we're going to have to match their physicality."

California topped UCLA, 73-63, to stay a game ahead of those three teams at 10-3, a feat Washington will attempt to accomplish Sunday with a match up at Oregon State. For at least a day, Cal takes a half-game lead over Washington, who then has a half-game lead over the Buffs, Wildcats and Ducks with most teams having five league games remaining.

Andre Roberson and Austin Dufault added 12 points apiece for the Buffaloes, who won their third straight game against the Sun Devils and have won three of four overall. CU is now 4-2 all-time against Arizona State and the Buffs have swept a Pac-12 opponent for the first time.

Jonathan Gilling scored 11 points and Lockett added 10 for Arizona State, which has lost three of four and eight of its last 11.

After the Sun Devils trimmed a football type score of 28-21 down to five points, the Buffs managed an 8-0 run as Dinwiddie and senior Nate Tomlinson got hit 3-pointers for the Buffs to take a 39-26 advantage five minutes into the second half.

The Buffs led by as many as 19 in the second half and with another football-esque score in the second half of 35-28 in favor of the Buffs, CU got its 14-point victory nine touchdowns to seven, 63-49.

The Buffaloes have now won two league road games by double figures for the first time since 1998-99. The Buffaloes won at USC, 74-50, on January 26.

For the Buffaloes, this team is comparable to their 1996-97 team that featured Chauncey Billups and advanced to the second round of the NCAA Tournament. CU at 17-8 has its best 25-game record since that season, when they were 18-7. Both teams were also 9-4 through 13 league games.

## Game #26 (Feb. 18) Colorado at Utah Salt Lake City, Utah

### COLORADO (18-8, 10-4 Pac-12)

Player	FGs	3-pt	FT	O-D-	R	F	TP	A	TO	B	S	Min
Roberson f	6-10	0-2	0-0	3-13	16	1	12	3	3	1	0	32
Dufault f	4-12	0-2	3-4	4-5	9	1	11	0	1	1	0	33
Tomlinson g	1-3	0-1	4-5	0-1	1	2	6	3	2	0	0	33
Dinwiddie g	2-4	0-0	5-6	1-5	6	2	9	2	0	0	1	32
Brown g	2-12	1-5	0-0	0-2	2	0	5	1	0	1	1	25
Booker	2-8	1-1	3-4	1-2	3	1	8	0	2	0	0	18
Harris-Tunks	1-1	0-0	0-0	0-1	1	0	2	0	0	0	0	8
Chen	1-2	0-0	0-0	0-1	1	0	2	0	0	0	1	10
Adams	0-1	0-0	0-0	0-4	4	1	0	1	3	0	0	9
Team			2-1	3					1			
Totals	19-53	2-11	15-19	11-35	46	8	55	10	12	3	3	200

FG%	1st Hlf	8-27	29.6%	2nd Hlf	11-26	42.3%	Game	19-53	35.8%
3FG%	1st Hlf	2-9	22.2%	2nd Hlf	0-2	0.0%	Game	2-11	18.2%
FT %	1st Hlf	4-6	66.7%	2nd Hlf	11-13	84.6%	Game	15-19	78.9%
deadball rebounds: 1									

### UTAH (5-21, 2-12 Pac-12)

Player		FGs	3-pt	FT	O-D-	R	F	TP	A	TO	B	S	Min
Farr	f	2-9	1-3	0-1	1-3	4	1	5	0	0	0	1	29
Martin	f	2-7	1-4	0-0	0-3	3	5	5	5	0	0	1	36
Washburn	c	8-15	0-0	0-0	1-9	10	1	16	0	2	1	36	
Hines	g	4-12	4-8	0-0	0-3	3	1	12	2	0	0	32	
Storey	g	1-4	0-3	0-0	0-3	2	2	3	4	0	0	24	
Odunsi		2-4	0-1	2-2	0-1	1	1	6	1	0	0	2	19
Mortensen		0-0	0-0	0-0	0-0	0	1	0	0	0	0	4	
Perkins		0-0	0-0	0-0	0-1	1	0	0	1	0	0	0	5
Dawson		1-5	0-0	0-0	0-1	1	2	2	0	0	0	0	15
Team				0-2	2								

FG%	1st Hlf	8-24	33.3%	2nd Hlf	12-32	37.5%	Game	20-56	35.7%
3FG%	1st Hlf	3-9	33.3%	2nd Hlf	3-10	30.0%	Game	6-19	31.6%
FT %	1st Hlf	0-1	0.0%	2nd Hlf	2-2	100%	Game	2-3	66.7%
deadball rebounds: 0									

Colorado	22	33	55
Utah	19	29	48

Officials: Dick Cartmell, Mike Scyphers, Ruben Ramos. Technicals: none.  
Attendance: 8311. Fouled out: none.

## BUFFS GRIND OUT 55-48 WIN OVER UTES

SALT LAKE CITY (AP & CU Sports Info.) - Andre Roberson had 12 points and 16 rebounds and Austin Dufault added 11 points and nine rebounds as Colorado defeated Utah 55-48 Saturday.

The win was the second this season over the Utes, who lost 73-33 to the Buffaloes (18-8, 10-4 Pac-12) on New Year's Eve in the Pac-12 debut for both teams.

It was Roberson's 16th double-double of the season (21st career) and his 16 rebounds were the second most of his two-year career (17 vs. Utah, Dec. 31, 2010). CU is now 14-4 over the two years when Roberson has grabbed 12 or more rebounds in a game.

Roberson has 293 rebounds on the season (297 last year) giving him 590 in his short career, ranking 18th all-time at CU. His 293 rebounds now ranks 12th all-time, 53 from tying the school record held by Burdette Haldorson in 1954-55.

Colorado guard Carlton Brown suffered through a miserable shooting performance -- going 2 for 12 -- and finished with five points in his return to Salt Lake City, where he played three seasons for Utah.

Jason Washburn led Utah (5-20, 2-11) with 16 points and 10 rebounds. Chris Hines added 12 points on four 3-pointers.

The Utes trailed by as many as nine points in the second half, but tied the score at 44 with 4:23 remaining. Colorado then went on a 6-0 run with four points from Spencer Dinwiddie (nine points, six rebounds) and a Roberson jumper pushing the CU lead to 50-44 with 2:51 remaining.

From there, the Buffs converted 5-of-6 free throws over the last 40 seconds for their third conference road win of the season. Dufault also had a late block with under 40 seconds helping to secure the win.

"I was proud of our guys. The last four minutes they buckled down and did what they had to do," CU head coach Tad Boyle said. "[Utah] made a run at us and our guys handled it. To not play your best and win a game is a sign of progress."

CU out-rebounded the home team by a 46-to-28 margin, the most rebounds the Utes have allowed to an opponent this season.

CU is 10-4 in conference play for the first time since the 2003-04 season, and its 18 wins in a season, is the 13th time the Buffs have won at least that many in their history.

## Game #27 (Feb. 23) Stanford at Colorado Boulder, Colo.

### STANFORD (19-9, 9-7 Pac-12)

Player	FGs	3-pt	FT	O-D-	R	F	TP	A	TO	B	S	Min
Powell f	0-7	0-1	2-2	2-7	9	2	2	2	2	9	9	16
Zimmerman f	2-5	0-0	0-0	2-5	7	2	4	0	2	0	0	15
Owens g	4-7	0-0	1-2	1-11	12	2	9	0	2	2	0	26
Brown g	3-7	0-3	3-4	0-1	1	1	9	0	2	0	0	25
Randle g	7-10	3-4	3-4	0-3	3	2	20	2	1	0	0	29
Bright	3-6	3-5	0-0	0-1	1	1	9	5	1	0	0	22
Nastic	0-0	0-0	0-0	1-2	3	0	0	0	0	1	1	10
Lemons	0-1	0-0	0-0	0-0	0	1	0	1	0	0	0	4
Brown	2-2	0-0	0-0	0-0	0	1	4	1	1	0	0	3
Ryan	0-0	0-0	0-0	0-0	0	0	0	0	0	0	1	3
Morgan	0-1	0-0	0-0	0-0	0	2	0	1	2	0	0	3
Mann	1-2	0-0	0-0	0-0	0	5	2	2	1	0	0	8
Huestis	1-3	0-1	0-0	3-5	8	2	2	2	1	3	0	20
Gage	4-5	3-4	0-0	0-0	4	0	11	0	0	1	0	11
Trotter	1-1	0-0	0-0	1-0	1	0	2	1	2	0	0	5
Team			3-2	5								
Totals	28-57	9-18	9-12	13-37	50	25	74	14	18	6	2	200

FG%	1st Hlf	14-26	53.8%	2nd Hlf	14-31	45.2%	Game	28-57	49.1%
3FG%	1st Hlf	7-12	58.3%	2nd Hlf	2-6	33.3%	Game	9-18	50.0%
FT %	1st Hlf	5-6	83.3%	2nd Hlf	4-6	66.7%	Game	9-12	75.0%
deadball rebounds: 3									

### COLORADO (18-9, 10-5 Pac-12)

Player	FGs	3-pt	FT	O-D-	R	F	TP	A	TO	B	S	Min
Roberson f	3-8	0-1	3-11	3-8	11	1	9	0	1	2	2	32
Dufault f	2-9	0-2	2-2	0-1	1	3	6	0	1	0	0	25
Tomlinson g	3-8	2-5	0-0	0-3	3	2	8	1	0	0	0	34
Dinwiddie g	0-4	0-1	1-2	2-0	2	5	1	2	1	0	0	13
Brown g	1-8	1-3	3-5	1-1	2	0	6	1	0	1	1	25
Booker	4-11	1-4	3-6	2-1	3	4	12	2	1	0	3	26
Sharpe	1-2	0-1	2-4	0-1	1	0	4	0	1	0	1	10
Harris-Tunks	0-0	0-0	0-0	0-0	0	0	0	0	1	0	0	8
Chen	2-4	0-2	0-0	0-0	0	4	0	0	0	0	1	17
Adams	0-0	0-0	0-0	0-0	0	0	0	0	0	1	1	10
Team			2-1	3								
Totals	16-54	4-19	14-30	10-16	26	15	50	6	6	4	9	200

FG%	1st Hlf	6-29	20.7%</
-----	---------	------	---------



## Game #28 (Feb. 26) California at Colorado Boulder, Colo.

### CALIFORNIA (23-7, 13-4 Pac-12)

Player	FGs	3-pt	FT	O-D-	R	F	TP	A	TO	B	S	Min
Kamp f	5-8	1-2	2-4	0-1	1	3	13	0	0	2	1	34
Kravish f	3-5	0-0	3-4	3-2	5	4	9	1	3	1	0	28
Cobbs g	3-11	1-3	8-8	1-1	2	0	15	6	3	0	2	38
Gutierrez g	0-7	0-3	0-0	0-9	9	1	0	2	1	0	0	32
Crabbe	0-1	0-0	0-0	0-2	2	1	0	0	0	0	0	12
Bak	0-0	0-0	0-0	0-1	1	0	0	0	0	0	0	2
Thurman	2-5	0-0	0-0	0-2	2	2	4	0	1	2	0	18
Team			1-4	5					1			
Totals	19-50	5-16	14-17	5-25	30	13	57	9	9	5	3	200

FG%	1st Hlf	9-26	34.6%	2nd Hlf	10-24	41.7%	Game	19-50	38.0%
3FG%	1st Hlf	2-7	28.6%	2nd Hlf	3-9	33.3%	Game	5-16	31.3%
FT %	1st Hlf	5-8	62.5%	2nd Hlf	9-9	100%	Game	14-17	82.4%
deadball rebounds:	3								

### COLORADO (19-9, 11-5 Pac-12)

Player		FGs	3-pt	FT	O-D-	R	F	TP	A	TO	B	S	Min
Roberson	f	3-7	1-2	1-2	4-11	15	3	8	0	0	3	2	35
Dufault	f	7-15	0-2	1-2	0-1	1	3	15	2	1	0	1	32
Tomlinson	g	4-8	2-5	1-2	0-4	4	2	11	4	0	0	1	36
Dinwiddie	g	4-9	3-5	4-4	1-2	3	1	15	2	3	0	0	30
Brown	g	2-7	0-2	2-2	0-1	1	2	6	0	0	0	0	20
Booker		4-7	1-3	0-0	0-2	2	2	9	1	1	0	0	22
Harris-Tunks		2-4	0-0	0-0	2-1	3	0	4	0	0	0	0	12
Chen		0-2	0-1	0-0	0-2	2	1	0	0	0	0	0	11
Adams		1-3	0-0	0-0	2-1	3	0	2	0	0	0	0	2

FG%	1st Hlf	12-28	42.9%	2nd Hlf	15-34	44.1%	Game	27-62	43.5%
3FG%	1st Hlf	3-11	27.3%	2nd Hlf	4-9	44.4%	Game	7-20	35.0%
FT %	1st Hlf	5-8	83.3%	2nd Hlf	4-6	66.7%	Game	9-12	75.0%
deadball rebounds:	0								

California	25	32	57
Colorado	32	38	70

Officials: Verne Harris, Mike Littlewood, Gregory Nixon Technicals: none.  
Attendance: 11043. Fouled out: none

## BUFFS BOUNCE BACK, PUT BEARS IN DEEP SLEEP

**BOULDER** - Catching the Colorado Buffaloes on the rebound can produce a nasty bounce. Ask California, the former Pac-12 Conference co-leader. Smarting from its worst loss of the season three days earlier against Stanford, CU regrouped, refocused and showed up re-energized Sunday afternoon for Senior Day.

Wrong place, wrong time for Cal. . .

The Buffs finished strong and decisively closed out the Bears 70-57 in their final regular-season home game at the sold-out Coors Events Center (11,043). With the win, CU remained in a fourth-place tie with Oregon, which edged Oregon State 74-73 on Sunday, and gave Washington a push past Cal into first place.

With a week of regular-season league play remaining - two road games for the Buffs - UW is at 13-3, Cal at 13-4, Arizona at 12-5 and CU and Oregon at 11-5. UCLA is fifth at 9-7. The Buffs face the Ducks Thursday night in Eugene. The top four regular-season finishers receive first-round byes in the Pac-12 postseason tournament, which begins March 7 in Los Angeles.

"Our guys have talked about it (and) we want one of those top four seeds," CU coach Tad Boyle said. "But I think the Pac-12 tournament is setting up to be anybody's game."

But that's as far as Boyle will take "bracketology" or postseason chatter of any kind. Thursday night's unexpected, inexplicable 24-point smackdown by Stanford perhaps put Boyle and the Buffs on notice about living out of the moment, looking too far into the future.

"After Thursday's game, I'm done predicting what this team is going to do," Boyle said. "I only know what (happens in practice) . . . Friday and Saturday we had very intense, spirited practices. Our guys were genuinely disappointed. With that, I'm not surprised with what we did (Sunday). I still don't know how to explain Thursday, though."

No further explanation needed. The Buffs boldly pushed out of their Cardinal funk with a final 14-6 run to dispatch the Bears and win their 19th game of the season. A victory either on Thursday at Oregon or Saturday at Oregon State would make Boyle the first CU coach to win 20 games in back-to-back seasons and his second Buffs team the first to reach that plateau in consecutive years.

Cal, which came to Boulder on a six-game winning streak and had beaten the Buffs 57-50 last month in Berkeley, had been 23-0 when outshooting its opponent. The Buffs outshot the Bears 43.5 percent from the field to 38. Boyle wants his defense to hold teams to 41 percent from the field, so three ticks below that constituted a pleasant Sunday afternoon for Boyle.

Not so for veteran Cal coach Mike Montgomery. "The one thing Colorado does is they will not let you get to the basket; they really load up at the basket," he said. "So, what we worked on was to try and get there (inside) and find the open guy (outside). I wouldn't say we were highly successful in that."

The Buffs, said Boyle, defended the perimeter better than efficiently, with freshman Spencer Dinwiddie. "He's become a lock-down guy" - locking in on Jorge Gutierrez (no points) and senior Nate Tomlinson making Allen Crabbe work for his 16 points.

Said Boyle: "All of our guys - Carlton (Brown), 'Ski' (Aska Booker), Nate and Spencer - did great jobs on the perimeter . . . I thought our perimeter defense was terrific."

CU's perimeter offense - in truth, its offense overall - was markedly improved over the previous game, when the Buffs shot a season-worst 29.6 percent. Three Buffs - Dinwiddie and senior Austin Dufault with 15 each, Tomlinson with 11 - reached double figures.

## Game #29 (Mar. 1) Colorado at Oregon Eugene, Ore.

### COLORADO (19-10, 11-6 Pac-12)

Player	FGs	3-pt	FT	O-D-	R	F	TP	A	TO	B	S	Min
Roberson f	5-8	0-1	2-3	2-6	8	1	12	2	3	3	0	34
Dufault f	4-6	1-1	0-0	0-1	3	4	9	0	1	0	1	20
Tomlinson g	4-8	3-6	0-0	0-0	0	4	11	3	5	0	2	32
Dinwiddie g	2-7	0-4	8-9	0-2	2	2	12	2	1	0	2	34
Brown g	1-1	1-2	3-3	1-4	5	2	20	3	1	1	0	35
Booker	3-9	0-2	3-4	1-0	1	1	9	2	2	1	2	21
Harris-Tunks	3-3	0-0	0-0	2-0	2	0	6	1	1	0	0	12
Chen	0-1	0-1	0-0	0-1	1	0	0	0	1	1	0	4
Adams	1-2	0-0	0-0	0-1	1	3	2	0	0	0	0	8
Team			0-2	2								
Totals	30-55	5-17	16-19	8-17	25	17	81	13	15	6	7	200

FG%	1st Hlf	17-27	63.0%	2nd Hlf	13-28	46.4%	Game	30-55	54.5%
3FG%	1st Hlf	4-11	36.4%	2nd Hlf	1-6	16.7%	Game	5-17	29.4%
FT %	1st Hlf	3-4	75.0%	2nd Hlf	13-15	86.7%	Game	16-19	84.2%
deadball rebounds:	2, 3								

### OREGON (21-8, 12-5 Pac-12)

Player	FGs	3-pt	FT	O-D-	R	F	TP	A	TO	B	S	Min	
Jacob	f	4-6	0-0	1-3	2-3	5	1	9	0	3	0	0	16
Singler	f	2-6	0-1	6-6	2-2	4	1	10	2	2	0	3	36
Woods	c	2-5	0-0	0-2	1-1	1	0	4	0	0	0	2	14
Sim	g	6-10	5-7	2-2	1-2	3	1	9	2	1	0	2	39
Joseph	g	11-16	2-4	0-1	1-4	5	1	24	5	1	0	2	36
Ashalou	1-3	0-0	0-2	0-2	2	4	2	0	1	1	0	0	11
Loyd	1-2	0-0	0-0	0-0	0	2	1	0	0	0	0	0	5
Nared	0-2	0-0	6-6	3-2	5	3	6	1	0	1	2	16	16
Emory	4-7	1-2	5-5	1-1	2	4	14	1	3	0	1	1	27

FG%	1st Hlf	15-31	48.4%	2nd Hlf	16-26	61.5%	Game	31-57	54.4%
3FG%	1st Hlf	3-5	60.0%	2nd Hlf	5-9	55.6%	Game	8-14	57.1%
FT %	1st Hlf	3-8	37.5%	2nd Hlf	17-19	89.5%	Game	20-27	74.1%
deadball rebounds:	2								

Colorado	41	40	81
Oregon	36	54	90

Officials: Michael Irving, Booby McRoy, Gregory Nixon. Technicals: none.  
Attendance: 10056. Fouled out: none

## DUCKS USE SECOND-HALF RUN TO TOP BUFFS 90-81

**EUGENE, Ore.** - The University of Oregon used an 18-3 second half run to take control of the game, and a late push by the University of Colorado fell short as the Ducks defeated the Buffaloes 90-81 at Matthew Knight Arena on Thursday night.

The win puts the Ducks (21-8, 12-5) into a tie with Arizona for third place in the Pac-12 standings and knocks the Buffs (19-10, 11-6) into sole possession of fifth place in the conference. For the Buffs to now finish in the top four and receive a first-round bye in the Pac-12 tournament, they must defeat Oregon State on Saturday and hope for either Oregon to lose to Utah (also on Saturday) or for Arizona to lose at Arizona State on Sunday.

CU led 47-44 with 15:56 to play in the game, but over the next 4:17 Oregon went on an 18-3 run to take a 62-50 lead. Carlos Emory was the sparkplug for the Ducks as he completed two and-ones during this stretch, in addition to hitting a three-pointer to account for nine of Oregon's 18 points over this run.

"I thought they were the aggressors coming out of halftime," said CU head coach Tad Boyle. "They really got to the foul line and got us on our heels a little bit. We have to guard the ball better than we did tonight. Once they got going, they made some tough shots."

The Buffs trailed 71-57 before going on a 7-0 run to put some pressure on Oregon. After the Buffs tightened the game to 76-70, Devove Joseph and Garrett Sim nailed step-back jumpers on back-to-back possessions to push their lead back to 10 points.

CU proved resilient once again though as Spencer Dinwiddie scored six straight points to close Oregon's deficit to just four at 80-76. The Ducks would convert their final 10 free throw attempts of the game, however, to tie it, including six from Tyrone Nared who was shooting 50.0 percent from the charity stripe on the season entering the game.

"We did punch back and we didn't hang our heads; we didn't have the bad body language," Boyle commented about CU's resiliency. "Oregon made some tough shots and we have to keep them off the free throw line; they shot 19 free throws in the second half and that's too many."

Oregon shot 20-of-27 from the free throw line for the contest, including 17-of-19 in the second half.

The Ducks shot 61.5 percent (16-of-26) from the field in the second half as they outscored CU by 14 after intermission. For the game Oregon shot 54.4 percent (31-of-57), including 8-of-14 (57.1 percent) from beyond the arc. CU actually outshot UO as the Buffs were 30-of-55 (54.5 percent) from the field. The loss marks the first time this season that CU has been beaten when posting a better shooting percentage than their opponent (previously 19-0).

The Buffs turned the ball over 15 times in the contest, leading to 27 Oregon points.

Joseph scored a game-high 24 points on 11-of-16 shooting, and Sim added 19 for the Ducks as he made 5-of-7 three-point attempts. Emory finished with 14 points and E.J. Singler also scored in double figures with 10.

Carlton Brown, who had not scored 10-plus points in four consecutive games after going so in 19 of the first 24 games, broke out of his slump with a CU-high 20 points on 8-of-11 shooting. His 20 points represented the first time a Buff had gone for at least 20 since Brown scored 28 against Washington State on Jan. 7. Dinwiddie and Andre Roberson each scored 12 points, while Nate Tomlinson added 11. Roberson also reeled in a game-high eight rebounds.

After Tomlinson hit a corner three to open the scoring, the Ducks went on a 9-0 run to take a 9-3 lead. The Buffs then responded with an 8-0 run of their own.

The lead changed hands eight times in the first half before CU went on a 10-0 run after trailing 23-22 to take their largest lead of the half at 32-23 with 4:54 to go in the first. Tomlinson and Dufault each hit threes during this stretch.

The Ducks closed CU's lead to one point at 37-36, but the Buffs responded by scoring on their final two possessions of the first half, including a layup by Shane Harris-Tunks in the final five seconds, to give CU a 41-36 lead at the break.

CU shot a blistering 63.0 percent in the first half, making 17-of-27 field goals with their 41 first-half points the second highest total in Pac-12 play for the Buffs. The Ducks connected on 15-of-31 field goals (48.4 percent) in the first.

Joseph led all scorers with 11 points at the break. Brown led CU with nine points in the first half, coming on 4-of-5 shooting. Brown also had four rebounds and three assists in the opening half. Harris-Tunks contributed with six points before halftime, connecting on 3-of-3 field goals.

## Game #30 (Mar. 3) Colorado at Oregon State Corvallis, Ore.

### COLORADO (19-11, 11-7 Pac-12)

Player	FGs	3-pt	FT	O-D-	R	F	TP	A	TO	B	S	Min
Roberson f	6-9	0-1	2-7	5-4	9	3	14	1	2	0	2	19
Dufault f	3-8	0-2	1-2	0-5	5	3	7	1	3	3	0	30
Tomlinson g	1-2	0-1	2-2	0-1	1	2	4	1	0	0	1	29
Dinwiddie g	0-4	0-0	0-0	0-3	3	5	0	3	3	0	0	27
Brown g	5-12	1-2	3-5	2-2	4	2	14	1	2	0	1	27
Booker	6-11	1-1	2-2	1-1	2	1	15	0	2	0	1	23
Sharpe	2-3	0-0	0-1	0-0	0	0	4	0	0	0	0	4
Harris-Tunks	0-1	0-0	0-3	0-2	2	4	0	0	2	0	0	16
Chen	2-2	0-0	1-1	0-0	0	1	5	0	0	0	3	9
Adams	1-3	0-1	2-4	1-0	1	2	4	0	0	0	0	14
Mills	1-1	0-0	0-0	1-1	2	0	2	0	0	0	0	2
Team			3-2	5								
Totals	27-56	2-8	13-27	13-21	34	23	69	7	14	3	8	200

FG%	1st Hlf	11-24	45.8%	2nd Hlf	16-32	50.0%	Game	27-56	48.2%
3FG%	1st Hlf	1-1	100%	2nd Hlf	1-7	14.3%	Game	5-17	25.0%
FT %	1st Hlf	4-8	50.0%	2nd Hlf	9-19	47.4%	Game	13-27	48.1%
deadball rebounds:	4								

### OREGON STATE (17-13, 7-11 Pac-12)

Player		FGs	3-pt	FT	O-D-	R	F	TP	A	TO	B	S	Min
McShane	f	1-2	0-0	0-0	0-2	2	0	2	0	0	0	0	14
Moreland	f	1-3	0-0	2-5	2-3	5	4	4	2	1	5	1	25
Collier	f	3-6	0-0	5-8	3-6	9	0	11	1	2	2	1	25
Cunningham	g	6-12	2-4	1-2	2-2	4	3	15	1	3	1	3	36
Starks	g	7-11	3-6	1-1	0-3	3	18	5	2	0	0	2	25
Barton		0-1	0-0	0-0	0-0	0	0	0	0	0	0	0	9
Jones		0-0	0-0	0-0	0-0	0	0	0	0	0	0	0	1
Burton		4-7	0-0	2-3	2-5	7	3	10	1	4	1	1	23
Brandt		2-2	1-1	2-2	1-1	2	1	7	0	1	1	0	17

## Game #31 (Mar. 7) Colorado vs. Utah Los Angeles, Calif. (Staples Center, 1st Rd.)

### UTAH (6-25)

Player	FGs	3-pt	FT	O-D-	R	F	TP	A	TO	B	S	Min
Farr	f 3-7	1-2	1-1	1-3	4	1	8	0	3	0	0	29
Washburn	c 4-13	0-1	3-4	1-5	6	4	11	2	3	5	1	37
Hines	g 3-10	2-8	0-0	1-5	6	4	8	2	4	0	2	39
Storey	g 1-1	0-0	0-0	0-1	1	5	2	1	2	0	1	23
Martin	g 1-5	1-5	0-4	0-4	4	4	3	0	2	0	1	30
Odunsi	2-2	0-0	4-7	0-3	3	5	8	1	2	0	0	19
Mortensen	0-0	0-0	1-2	0-0	0	1	1	0	0	0	0	2
Perkins	0-0	0-0	0-0	0-1	1	1	0	0	2	0	0	8
Dawson	0-2	0-0	0-0	1-4	5	1	0	0	1	0	0	12
Wilkinson	0-0	0-0	0-0	0-0	0	0	0	0	0	0	0	1
Team				2-1	3							
Totals	14-40	4-16	9-18	6-27	33	24	41	7	18	5	5	200

FG%	1st Hlf	9-19	47.4%	2nd Hlf	5-21	23.8%	Game	14-40	35.0%
3FG%	1st Hlf	3-8	37.5%	2nd Hlf	1-8	12.5%	Game	4-16	25.0%
FT %	1st Hlf	2-6	33.3%	2nd Hlf	7-12	58.3%	Game	9-18	50.0%

deadball rebounds: 5

### COLORADO (20-11)

Player	FG	3-pt	FT	O-D-	R	F	TP	A	TO	B	S	Min
Roberson	f 5-9	1-2	9-12	3-8	11	1	20	2	2	1	2	35
Dufault	f 2-8	0-2	2-2	2-3	5	4	6	0	1	0	0	28
Tomlinson	g 3-3	0-3	0-1	0-1	1	0	2	1	0	2	3	33
Dinwiddie	g 1-4	0-2	8-8	0-0	4	10	1	1	0	2	30	
Brown	g 6-11	0-1	3-6	1-7	8	1	15	1	1	4	31	
Booker	1-6	0-1	0-0	0-1	1	0	2	0	2	0	0	18
Harris-Tunks	0-0	0-0	0-0	0-1	1	2	0	0	0	1	0	10
Chen	0-1	0-0	0-0	0-0	0	0	0	0	0	0	0	4
Adams	0-1	0-0	0-0	0-1	1	4	0	0	1	0	0	9
Team				0-2	2							
Totals	15-43	1-11	22-29	6-24	30	17	53	6	9	3	10	200

FG%	1st Hlf	8-22	36.4%	2nd Hlf	7-21	33.3%	Game	15-43	34.9%
3FG%	1st Hlf	1-7	14.3%	2nd Hlf	0-4	0.0%	Game	4-11	9.1%
FT %	1st Hlf	8-11	72.7%	2nd Hlf	14-18	77.8%	Game	22-29	75.9%

deadball rebounds: 2

Utah	23	18	41
Colorado	25	28	53

Officials: Mike Littlewood, Chris Rastatter, Jim Giron, Booby McRoy.  
Technical: none. Attendance: 6747. Fouled out: Storey, Odunsi.

## BUFFS OVERCOME UTES, SET DATE WITH DUCKS

LOS ANGELES (Mar. 7) - March's marching orders in college basketball are survive and advance, and the Colorado Buffaloes just managed that Wednesday night in the first round of the Pac-12 Conference tournament.

Overcoming a pair of scoring droughts in each half, sixth-seeded CU finally pulled away from Utah 53-41 at the sparsely populated Staples Center to advance to Thursday night's second round and a date with third-seeded Oregon (9:30 p.m., MST).

"We didn't play our best basketball . . . we set the game back a bit tonight," CU coach Tad Boyle said. "But we grinded it out, we did what we had to do to win . . . we never got in a rhythm all night. It was an ugly night, but we'll take it and move on."

The win was the Buffs' third against the 11th-seeded Utes this season and gave CU 20 wins (20-11) in back-to-back seasons for the first time in program history.

"We have an opportunity to leave a legacy and this team has done that," Boyle said. "It's not something we talked about when the season started, but we got around 17-18-19 (wins) and we did . . . we hope we can set a standard for future teams."

Wednesday night's attendance generously was listed as 6,747. CU's "C-Unit" cheering section - an audience of 50 students flown in for the tournament - made itself heard early. Boyle credited athletic director Mike Bohn for the move to bring the "C-Unit," calling Bohn "a wonderful athletic director . . . to bring 50 students out on the flight says a lot about him and his leadership ability. We're playing for the entire Buffs nation up and down the West Coast and back in Colorado."

Surrendering a combined 173 points in a pair of road losses last week at Oregon and Oregon State, CU tightened up its defense and found just enough offense to overcome Utah (6-25).

"I don't know how to pinpoint it (the offensive struggles)," said senior Carlton Brown, one of three Buffs to reach double figures. "We just didn't have the flow . . . but we build our program on defense and rebounding and some days it's going to be ugly."

Sophomore Andre Roberson led all scorers with 20 points and collected 11 rebounds, pushing him past Burdette Haldorson as CU's career rebounding leader. Haldorson had 346 from 1954-55; Roberson has 347 in his two seasons. Roberson said breaking the record "means a lot, but I'm not really into all the individual praise. I'm worried about the team first."

Brown, who broke out of his mini-slump with 20 and 14 points on the Oregon swing, added 15 points and freshman Spencer Dinwiddie had 10. But CU finished the game shooting 34.9 percent from the field (15-of-43) and made only one of 11 three-point attempts.

The Buffs were up 10, but the Utes - coming off the worst loss in program history (94-48 at Oregon) - weren't ready to roll. And CU wasn't ready to put them away; another Buffs drought - this one spanning nearly 7 minutes - was underway.

A three-pointer by Chris Hines and a dunk by Jason Washburn pulled Utah to within five (35-30) at the half's 12-minute mark. A minute and a half later, Washburn hit one of two free throws and the Utes were four back (35-31) - and CU's offense had gone stagnant again.

The score remained at 35-31 for nearly 4 minutes, until Anthony Odunsi sank two free throws and pulled the Utes to within two (35-33). Utah stayed within two until CU got four consecutive points from Carlton Brown, two foul shots from Roberson, and another pair by Dinwiddie to push ahead 43-33 with 3:46 remaining.

The Utes never got closer than eight points thereafter.

## Game #32 (Mar. 8) Colorado vs. Oregon Los Angeles, Calif. (Staples Center, Qtrs.)

### COLORADO (21-11)

Player	FGs	3-pt	FT	O-D-	R	F	TP	A	TO	B	S	Min
Roberson	f 5-9	0-2	2-5	3-7	10	2	12	2	0	2	1	35
Dufault	f 4-7	0-0	1-1	0-0	0	4	9	0	0	0	0	20
Tomlinson	g 1-5	1-3	0-0	0-6	6	1	3	4	3	0	0	36
Dinwiddie	g 3-8	1-2	1-2	1-3	4	2	8	1	1	0	0	31
Brown	g 7-13	2-4	2-4	0-2	2	0	18	1	0	0	1	31
Booker	3-10	1-4	0-0	0-0	0	0	7	2	0	0	1	23
Harris-Tunks	2-3	0-0	0-0	0-1	1	1	4	0	2	0	0	23
Chen	0-0	0-0	0-0	0-1	1	0	0	0	0	0	0	3
Adams	0-0	0-0	2-2	0-1	1	1	2	0	1	0	0	11
Team				4-0	4							
Totals	25-55	5-15	8-14	8-21	29	11	63	10	7	2	5	200

FG%	1st Hlf	15-29	51.7%	2nd Hlf	10-26	38.5%	Game	25-55	45.5%
3FG%	1st Hlf	3-8	37.5%	2nd Hlf	2-7	28.6%	Game	5-15	33.3%
FT %	1st Hlf	1-1	100%	2nd Hlf	7-13	53.8%	Game	8-14	57.1%

deadball rebounds: 4,4

### OREGON (22-9)

Player	FG	3-pt	FT	O-D-R	F	TP	A	TO	B	S	Min	
Jacob	f 1-2	0-0	0-0	0-1	1	1	2	0	0	1	0	11
Singler	f 4-12	1-6	0-0	1-2	3	2	9	2	1	1	0	35
Woods	c 6-10	0-0	2-3	1-3	4	0	14	0	4	1	21	
Sim	g 3-12	2-6	0-0	3-4	7	0	8	3	3	0	0	35
Joseph	g 6-19	0-7	0-0	1-7	8	0	12	4	0	0	2	39
Ashaal	2-4	0-0	2-5	5-1	6	4	6	0	1	1	0	19
Loyd	0-0	0-0	0-0	0-0	0	0	0	2	0	0	0	5
Nared	0-0	0-0	0-0	2-1	3	1	0	1	0	1	0	10
Emory	5-9	1-3	0-0	2-4	6	2	11	0	1	0	0	25
Team				4-1	5							
Totals	27-68	4-22	4-8	19-24	43	10	62	10	10	7	4	200

FG%	1st Hlf	14-37	37.8%	2nd Hlf	13-31	41.9%	Game	27-68	39.7%
3FG%	1st Hlf	4-15	26.7%	2nd Hlf	0-7	0.0%	Game	4-22	18.2%
FT %	1st Hlf	1-3	33.3%	2nd Hlf	3-5	60.0%	Game	4-8	50.0%

deadball rebounds: 1

Colorado	34	29	63
Oregon	33	29	62

Officials: Dick Cartmell, Mike Reed, Greg Nixon  
Technical: none. Attendance: 9317. Fouled out: none.

## ROBERSON'S PUT-BACK PUTS BUFFS IN PAC-12 SEMIS

LOS ANGELES (Mar. 8) - The Colorado Buffaloes rediscovered the defense they lost in Oregon and the offense that deserted them against Utah. But despite being night-and-day better in almost every area than in the past three games, CU needed something else - and Andre Roberson provided it Thursday night at the Staples Center.

It took a put-back by Roberson with 13 seconds remaining - and don't overlook a final defensive stand featuring Nate Tomlinson - to eliminate third-seeded Oregon, 63-62, and deposit the improbable Buffs in the Pac-12 Conference semifinals, two wins away from an automatic berth in the NCAA Tournament.

"Well, to me, that's what basketball in March is all about," a jubilant CU coach Tad Boyle said. "Obviously, we're elated because we won. But when our guys put forth the kind of effort they did, as a coach it just makes you real proud."

"I think you've got to tip your hat to Oregon, too, because their guys competed. It was just a great college basketball game by two teams going toe-to-toe."

The Buffs have been in this position before; they advanced to the Big 12 Conference semifinals last March, but were ousted by No. 2 Kansas. One big difference between that game and Friday night's, said Boyle, is "there won't be 18,000 Kansas fans cheering against us" in Kansas City, "so that's a nice thing."

He promised his players, who leaped and danced off the Staples Center court in celebration, would be well-rested, well-hydrated and well-motivated to face Cal. Boyle said the Buffs "competed our tails off" against the Jayhawks in their 90-83 Big 12 semifinal loss. "Those guys are here on a mission, and I like the focus of our team," Boyle said. "If we can compete (Friday) like we did against Kansas, as a coach, I'll take that."

Of course, Boyle would rather take that effort and a win into Saturday's Pac-12 championship game - an unheard of destination when the conference season began for the first-year Pac-12 members.

Roberson, who recorded his 18th double-double of the season (12 points, 10 rebounds), said his rebound and decisive stick-back of a Spencer Dinwiddie miss was a product of Boyle's philosophy: "We tried to attack, we didn't want to take a jump shot. Coach Boyle tells us to attack the rim. I saw Spencer go (to the rim) and I crashed the boards like I normally do . . . it fell right into my hands."

Carlton Brown led CU with 18 points, hitting seven of his 13 field goal attempts (two-for-four threes). The Buffs were outrebounded 43-29, but they held the Ducks to 39.7 percent (27-of-68) shooting from the field. That was considerably below Oregon's 54.4 percent marksmanship in a 90-81 win over the Buffs last week in Eugene.

"I was sure hoping they wouldn't shoot like that again (Thursday)," Boyle said. "They got going on their home court and their crowd gave them so much energy . . . I'm glad this was a neutral court."

But CU had a hand - 10 at a time, in fact - in Oregon being cooled off Thursday. Tomlinson had asked assistant coach Mike Rohn if he could guard the Ducks' leading scorer, Devoe Joseph (16.8 point average). Joseph had torched CU for 24 points in Eugene, hitting 11-of-16 from the field.

But, said Boyle, Tomlinson "did a phenomenal job on Joseph . . . Nate wanted to guard him and he and coach Rohn talked about some things. He told Nate to go for it. I have the utmost confidence in coach Rohn; I was fine with that."

Joseph's 12 points were second to center Tony Woods' 14 for the Ducks (22-9).

## Game #33 (Mar. 9) Colorado vs. California Los Angeles, Calif. (Staples Center, Semis)

### COLORADO (22-11)

Player	FGs	3-pt	FT	O-D-	R	F	TP	A	TO	B	S	Min
Roberson	f 6-6	2-2	3-4	2-7	9	1	17	0	2	2	1	34
Dufault	f 6-13	0-1	3-4	0-4	4	3	15	2	0	0	0	35
Tomlinson	g 2-3	2-3	4-4	0-0	0	3	10	3	0	0	1	31
Dinwiddie	g 1-6	0-3	4-4	1-2	3	4	6	3	2	0	4	36
Brown	g 8-15	0-3	1-2	1-4	5	3	17	1	1	0	4	28
Booker	2-4	1-1	0-0	1-0	1	3	5	1	1	0	0	20
Harris-Tunks	0-1	0-0	0-0	0-3	1	3	1	0	1	2	0	11
Chen	0-0	0-0	0-0	0-0	0	0	0	0	0	0	0	0
Adams	0-2	0-1	0-0	0-0	0	1	0	0	1	0	0	4
Team				0-0	0							
Totals	25-50	5-14	15-18	5-20	25	19	70	11	9	2	10	200

FG%	1st Hlf	12-28	42.9%	2nd Hlf	13-22	59.1%	Game	25-50	50.0%
3FG%	1st Hlf	4-10	40.0%	2nd Hlf	1-4	25.0%	Game	5-14	35.7%
FT %	1st Hlf	0-0	0.0%	2nd Hlf	15-18	83.3%	Game	15-18	83.3%

deadball rebounds: 2

### CALIFORNIA (24-9)

Player	FGs	3-pt	FT	O-D-	R	F	TP	A	TO	B	S	Min
Kamp	f 2-8	0-0	2-2	2-2	4	5	6	2	2	1	0	31
Kravish	f 2-2	0-0	2-2	0-5	5	3	6	0	1	2	0	31
Cobbs	g 5-11	1-3	4-6	2-4	6	1	15	4	3	0	0	37
Gutierrez	g 4-10	1-3	1-4	0-4	4	2	10	3	4	0	2	38
Crabbe	g 6-15	3-10	3-3	2-3	5	4	18	4	2	2	2	36
Smith	0-0	0-0	0-0	1-1	2	2	0	4	0	0	0	9
Murray	0-0	0-0	0-0	0-0	0	0	0	0	0	0	0	2
Thurman	2-3	0-0	0-0	3-2	5	1	4	0	1	1	0	16
Team				0-0	0							
Totals	21-49	5-16	12-17	10-21	31	18	59	13	17	6	4	200

FG%	1st Hlf
-----	---------

Game #34 (Mar. 10)  
Colorado vs. Arizona  
Los Angeles, Calif. (Staples Center, Finals)

COLORADO (23-11)													
Player		FGs	3-pt	FT	O-D-	R	F	TP	A	TO	B	S	Min
Roberson	f	4-6	1-1	1-2	3-8	11	2	10	3	1	2	3	31
Dufault	f	3-9	0-1	2-4	3-4	7	4	8	0	1	0	0	28
Tomlinson	g	1-3	0-2	0-0	0-1	1	3	2	1	2	0	2	27
Dinwiddie	g	5-9	4-4	0-0	1-3	4	0	14	0	0	0	0	37
Brown	g	4-11	0-2	5-6	0-4	4	2	13	1	2	0	0	32
Booker		0-6	0-2	0-0	0-2	2	0	0	0	0	0	0	20
Harris-Tunks		1-4	0-0	0-0	1-5	6	2	2	1	1	0	0	14
Adams		1-2	0-1	2-4	0-0	0	2	4	0	1	0	1	11
Team					2-0	2							
Totals		19-50	5-13	10-16	10-27	37	15	53	6	9	2	6	200
FG%	1st Hlf	12-29	41.4%	2nd Hlf	7-21	33.3%	Game	19-50	38.0%				
3FG%	1st Hlf	3-7	42.9%	2nd Hlf	0-4	0.0%	Game	5-13	38.5%				
FT %	1st Hlf	3-4	75.0%	2nd Hlf	7-12	58.3%	Game	10-16	62.5%				
deadball rebounds: 4													

ARIZONA (23-11)													
Player	FGs	3-pt	FT	O-D-	R	F	TP	A	TO	B	S	Min	
Perry	f	3-8	0-0	5-8	4-4	8	2	11	0	0	0	0	29
Hill	f	6-13	0-4	1-2	1-4	5	3	13	3	1	0	0	37
Johnson	g	2-10	1-6	0-1	0-1	1	1	5	0	2	0	0	27
Mayes	g	0-2	0-1	0-0	0-5	5	1	0	2	1	0	0	23
Fogg	g	4-11	2-5	4-7	0-2	2	2	14	1	2	0	1	38
Lavender		2-3	3-3	0-0	0-0	0	3	6	0	1	1	1	29
Chol		1-2	0-0	0-0	0-2	2	2	2	0	0	1	2	17
Team					2-4	6							
Totals		18-49	5-19	10-18	7-22	29	14	51	6	7	2	4	200
FG%	1st Hlf	10-27	37.0%	2nd Hlf	8-22	36.4%			Game	18-49			36.7%
3FG%	1st Hlf	5-12	41.7%	2nd Hlf	0-7	0.0%			Game	5-19			26.3%
FT %	1st Hlf	3-7	42.9%	2nd Hlf	7-11	63.6%			Game	10-18			55.6%
deadball rebounds: 5, 1													

Colorado	30	23	53
Arizona	28	23	51

Officials: Dick Cartmell, Kevin Brill, Mike Reed  
Technical: none. Attendance: 11197. Fouled out: none.

**BUFFS RAZE ARIZONA, GET READY TO DANCE**  
LOS ANGELES (Mar. 8) - Dust off those dancing shoes, Buffs fans. Pac-12 hoops, who's your Taddy?

The improbable, unflappable, and in the very end undeniable Colorado Buffaloes made history here Saturday, outlasting Arizona 53-51 at the Staples Center to win the Pac-12 Conference tournament championship in their debut season in the expanded league.

CU is a conference tournament champion for the first time in program history and in the NCAA Tournament for the first time since 2003 after earning the Pac-12's automatic berth. Where the Buffs are seeded, who and where they will play will be determined Sunday by the NCAA Selection Committee.

A season after being denied an NCAA Tournament berth and losing 75 percent of his offense, CU coach Tad Boyle reloaded as best he could and hoped for the best. But Boyle constructed his second season in Boulder with more determination than dreams, ultimately squeezing and coaxing every ounce of effort out of the Buffs during a taxing four-day Pac-12 run that followed a dismaying regular-season finish.

Losing three of its final four games, CU dropped from regular-season title contenders to a sixth tournament seed. No problem; rising up in L.A. was the Buffs' mission. They did it in grand - if gut-wrenching - style, and they did it the hard way, winning four games in four days.

CU (23-11) almost squandered a 12-point lead, scoring only three points in the last 9 minutes but still denying No. 4 seed Arizona (23-11) in its comeback attempt.

"Saying I'm proud of these guys is the biggest understatement I've ever made," Boyle said. "If you believe in destiny, you believe in the Colorado Buffaloes."

Freshman Spencer Dinwiddie led CU with 14 points, and senior Carlton Brown - the Buffs leading scorer in the tournament - added 13, including a dunk in the final minute that was his team's last field goal. Sophomore Andre Roberson submitted his third double-double (10 points, 11 rebounds) in four tournament games.

Brown was named the tournament MVP, highlighting a two-week run that saw him hit lows, highs and finish as high as he's ever been.

Said Boyle on Brown: "I think what you saw out of Carlton these last four games is he's a guy who put this team on his shoulders. He's been more vocal than he's been all year in timeouts, in huddles, on the floor, encouraging his teammates ... (He) deserves the MVP of this tournament because he was big when we needed him to be big."

Brown, the only member of the CU roster to play in the NCAA Tournament (with Utah), said the late-season scoring slump he encountered finally was put behind him: "I just tried to put everything in the past, knowing I had this opportunity to be aggressive and play in this tournament ... I just let everything go."

Roberson also was named to the all-tournament team, joining Jared Cunningham (Oregon State), Kyle Fogg (Arizona), Solomon Hill (Arizona) and Jesse Perry (Arizona). That trio led the Wildcats in scoring Saturday - Fogg with 14, Hill with 13 and Perry with 11.

Arizona coach Sean Miller was effusive in congratulating CU and Boyle: "I want to say the job that Tad Boyle has done at Colorado and what Colorado represents to the future of the Pac-12, I can make the argument that there's been no greater gift to college basketball in the Pac-12 than adding Colorado."

Miller said whoever draws CU in the NCAA Tournament "is running into a hungry, well-coached, disciplined team. I really believe that's the story of today. They beat us. They were the better team."

The Buffs took the lead immediately on an Austin Dufault follow of his own shot and increased their advantage to as many as five (three

times) before the Wildcats tied the score at 19-19 on a put-back by Perry.

Less than a minute later, Arizona took its first lead (22-19) on a three-pointer by Fogg with 5:52 remaining before intermission. From that point, the Wildcats stayed on top until Brown hit a fallaway jumper from the left side and gave the Buffs a 27-26 advantage.

CU's final three points of the half came on one of two free throws and a layup by reserve Jeremy Adams, putting the Buffs up 30-28 at the half. It was the fourth time in four games CU has led at the break - none of the leads by more than two points.

The Pac-12 final match the league's top two teams in field goal percentage defense, and the first 20 minutes showed why. The Buffs checked in at 41.4 percent (12-of-29) while holding the Wildcats to 37.0 percent (10-of-27). CU won the first-half rebound battle 21-15 and finished with a 37-29 board advantage. The Buffs wound up at 38.0 percent from the field (19-of-50) for the game, while the Wildcats finished at 36.7 (18-of-49) - low but not surprising stats for the conference's top two teams in defensive field goal percentage.

If the Buffs had any first-half regrets, it was their six turnovers and squandering a handful of missed chances for baskets in the paint. But Dinwiddie made up for those by hitting all three of his three-point attempts. And those mistakes didn't put them behind and they had enough energy to rally from a four-point deficit for their halftime lead.

But with 20 minutes remaining, there was much to be decided. Arizona tied the score (30-30) with a layup by Hill to open the second half, but CU answered with an 8-2 surge and took its largest lead to that point - 38-32. Dinwiddie opened the run with a layup, Brown followed with two free throws and a banked-in runner, and Nate Tomlinson scored a layup in transition.

The Buffs weren't content with that six-point bulge. After Roberson buried a three-pointer from the right wing, Adams hit one of two foul shots but Dufault sank his pair. Suddenly, CU's run had reached 14-3 and its lead was in double figures (44-33).

As he did in the first half, Boyle continued to substitute and rest his players without sacrificing momentum. And it was working. By the 10-minute mark, the Buffs had increased their lead to 12 (48-36) on yet another Dinwiddie trey - he was four-for-four - and one of two free throws by Brown.

CU had 8- to 10-point cushions in the final 10 minutes of the previous two games and held on - barely against Oregon, handily against Cal. But could the Buffs stay composed in their biggest tournament game thus far?

Some doubt surfaced when Arizona scored five straight and cut its deficit to 50-43 on one of two free throws by Perry with 5:29 remaining. And no nerves were calmed when Tomlinson and Askia Booker both misfired badly on consecutive possessions from the same spot in the left corner.

The Wildcats capitalized on those botched trips with a layup by Hill to cap a 7-0 run and close to 50-45 with 4 minutes remaining. At the 1:41 mark, without a field goal in almost 8 minutes and seven consecutive missed shots, Boyle called a timeout.

It might not have been what Boyle had drawn up, but Roberson drove to the basket as the shot clock wound down and was fouled with 1:23 showing. He hit one of two, sending CU up 51-46.

At the other end, 22 seconds later, Perry sank two free throws, but Brown drove the lane and countered with a thunderous dunk to push the Buffs ahead 53-47 with 49 seconds to play.

CU's first trip to the NCAA Tournament in nine seasons appeared all but booked ... but not quite. Fogg's pair of free throws at 34.5 cut CU's lead to 53-49, and Hill also converted at the other end to make the score 53-51.

Dufault, who let a pass from Tomlinson bound away from him for a turnover, also missed a pair of free throws with 14.4 to play.

"It would have been nice if we had ended the game smoother ... if I could have knocked down a couple of free throws or caught that pass," Dufault said.

Arizona had a final chance, but Fogg's tightly contested shot with 1.4 seconds left was badly off to the left.

Continued Dufault: "We went down to the other end, and once again we just dug in defensively and got a stop."

It was done ... CU in the Big Dance.

## All games

Overall record: 23-11   Conf: 11-7   Home: 14-2   Away: 4-7   Neutral: 5-2

#	Player	gp-gs	min	Total			3-Point		F-Throw		Rebounds								a	to	blk	stl	pts	avg
				avg	fg-fga	fg%	3fg-fga	3fg%	ft-fa	ft%	off	def	tot	avg	pf	dq								
30	Brown, Carlton	34-34	966	28.4	158-354	.446	41-132	.311	72-97	.742	28	97	125	3.7	54	0	66	62	9	27	429	12.6		
21	Roberson, Andre	34-33	1014	29.8	141-277	.509	18-48	.375	94-155	.606	107	270	377	11.1	81	2	39	58	64	41	394	11.6		
33	Dufault, Austin	34-33	922	27.1	140-288	.486	20-57	.351	70-102	.686	52	100	152	4.5	89	1	31	46	9	19	370	10.9		
25	Dinwiddie, Spencer	34-34	934	27.5	97-241	.402	41-94	.436	113-136	.831	23	99	122	3.6	78	5	61	46	8	26	348	10.2		
00	Booker, Askia	33-1	702	21.3	95-238	.399	24-72	.333	72-94	.766	16	73	89	2.7	60	1	46	54	1	26	286	8.7		
01	Tomlinson, Nate	34-32	1007	29.6	59-150	.393	36-103	.350	43-61	.705	4	64	68	2.0	63	0	106	54	0	32	197	5.8		
15	Harris-Tunks, Shane	34-1	436	12.8	36-75	.480	0-0	.000	21-39	.538	21	55	76	2.2	57	0	15	40	9	10	93	2.7		
23	Chen, Sabatino	33-0	341	10.3	30-57	.526	0-11	.000	10-17	.588	14	21	35	1.1	33	0	15	16	4	12	70	2.1		
31	Adams, Jeremy	29-1	290	10.0	19-62	.306	3-21	.143	26-38	.684	9	31	40	1.4	46	0	7	23	1	6	67	2.3		
02	Sharpe, Shannon	16-0	103	6.4	5-15	.333	1-3	.333	7-19	.368	4	12	16	1.0	8	0	8	11	3	1	18	1.1		
44	Cain, Damiene	7-0	52	7.4	3-4	.750	0-0	.000	2-4	.500	4	5	9	1.3	6	0	0	8	2	0	8	1.1		
32	Mills, Ben	7-0	21	3.0	3-5	.600	0-0	.000	1-3	.333	2	6	8	1.1	2	0	0	3	0	0	7	1.0		
05	Webb, Beau	6-1	16	2.7	2-2	1.000	2-2	1.000	0-0	.000	2	0	2	0.3	1	0	0	1	0	0	6	1.0		
55	Eckloff, Trey	8-0	21	2.6	2-7	.286	1-2	.500	0-0	.000	0	3	3	0.4	2	0	3	2	1	0	5	0.6		
	Team										49	44	93				8							
	Total.....	34	6825		790-1775	.445	187-545	.343	531-765	.694	335	880	1215	35.7	580	9	397	432	111	200	2298	67.6		
	Opponents.....	34	6825		761-1874	.406	209-647	.323	394-607	.649	337	771	1108	32.6	608	-	364	425	125	204	2125	62.5		

TEAM STATISTICS		COLO	OPP	Date	Opponent	Score	Att.		
SCORING		2298	2125		11/11/11	FORT LEWIS COLLEGE	w	85-57	7925
Points per game		67.6	62.5	^	11/17/11	vs Wichita State	L	58-67	5322
Scoring margin		+5.1	-	^	11/18/11	vs Maryland	L	71-78	6375
FIELD GOALS-ATT		790-1775	761-1874	^	11/20/11	vs Western Michigan	w	81-76	11297
Field goal pct		.445	.406		11/23/11	at Air Force	Wot	76-73	3834
3 POINT FG-ATT		187-545	209-647		11/28/11	GEORGIA	w	70-68	6453
3-point FG pct		.343	.323		11/30/11	at Colorado State	L	64-65	6481
3-pt FG made per game		5.5	6.1		12/07/11	FRESNO STATE	w	71-64	5562
FREE THROWS-ATT		531-765	394-607		12/09/11	WYOMING	L	54-65	7049
Free throw pct		.694	.649		12/19/11	CSU BAKERSFIELD	w	70-64	5531
F-Throws made per game		15.6	11.6		12/22/11	TEXAS SOUTHERN	w	56-51	4621
REBOUNDS		1215	1108		12/28/11	NEW ORLEANS	w	92-34	5277
Rebounds per game		35.7	32.6	*	12/31/11	UTAH	w	73-33	6491
Rebounding margin		+3.1	-	*	01/05/12	WASHINGTON	w	87-69	7110
ASSISTS		397	364	*	01/07/12	WASHINGTON STATE	w	71-60	8518
Assists per game		11.7	10.7	*	01/12/12	at California	L	50-57	7577
TURNOVERS		432	425	*	01/14/12	at Stanford	L	64-84	5850
Turnovers per game		12.7	12.5	*	01/19/12	ARIZONA STATE	w	69-54	8278
Turnover margin		-0.2	-	*	01/21/12	ARIZONA	w	64-63	11056
Assist/turnover ratio		0.9	0.9	*	01/26/12	at USC	w	74-50	3147
STEALS		200	204	*	01/28/12	at UCLA	L	60-77	9253
Steals per game		5.9	6.0	*	02/02/12	OREGON STATE	w	82-60	7858
BLOCKS		111	125	*	02/04/12	OREGON	w	72-71	11052
Blocks per game		3.3	3.7	*	02/09/12	at Arizona	L	57-71	14225
ATTENDANCE		124860	140131	*	02/11/12	at Arizona State	w	63-49	5201
Home games-Avg/Game		16-7804	11-7115	*	02/18/12	at Utah	w	55-48	8311
Neutral site-Avg/Game		-	7-8839	*	02/23/12	STANFORD	L	50-74	11036
				*	02/26/12	CALIFORNIA	w	70-57	11043
				*	03/01/12	at Oregon	L	81-90	10056
				*	03/03/12	at Oregon State	L	69-83	4326
				#	03/07/12	vs Utah	w	53-41	6747
				#	03/08/12	vs Oregon	w	63-62	9317
				#	03/09/12	vs California	w	70-59	11615
				#	03/10/12	vs Arizona	w	53-51	11197
Score by Periods	1st	2nd	OT	Totals					
Colorado	1098	1191	9	2298					
Opponents	975	1144	6	2125					

\* = Pac-12 Conference

# = Pac-12 Conference Tournament

<sup>^</sup> = Fifth Annual 5-hour ENERGY Puerto Rico Tip-off (San Juan)



**2011-12 Colorado Men's Basketball**  
**Colorado Combined Team Statistics (as of Mar 10, 2012)**  
**Conference games**

<b>RECORD:</b>	<b>OVERALL</b>	<b>HOME</b>	<b>AWAY</b>	<b>NEUTRAL</b>
ALL GAMES	11-7	8-1	3-6	0-0
CONFERENCE	11-7	8-1	3-6	0-0
NON-CONFERENCE	0-0	0-0	0-0	0-0

#	Player	gp-gs	min	avg	Total		3-Point		F-Throw		Rebounds												
					fg-fga	fg%	3fg-fga	3fg%	ft-fa	ft%	off	def	tot	avg	pf	dq	a	to	blk	stl	pts	avg	
30	Brown, Carlon	18-18	510	28.3	76-188	.404	23-76	.303	35-45	.778	16	52	68	3.8	27	0	31	32	7	11	210	11.7	
33	Dufault, Austin	18-18	493	27.4	75-152	.493	11-32	.344	38-55	.691	27	52	79	4.4	46	0	15	31	5	15	199	11.1	
21	Roberson, Andre	18-18	527	29.3	74-150	.493	9-27	.333	38-70	.543	50	147	197	10.9	39	1	20	29	42	24	195	10.8	
25	Dinwiddie, Spencer	18-18	500	27.8	51-133	.383	21-53	.396	57-70	.814	8	54	62	3.4	40	3	38	28	5	17	180	10.0	
00	Booker, Askia	18-0	382	21.2	59-139	.424	16-46	.348	46-56	.821	12	40	52	2.9	34	0	22	30	1	13	180	10.0	
01	Tomlinson, Nate	18-18	525	29.2	33-74	.446	19-49	.388	24-33	.727	2	32	34	1.9	38	0	54	24	0	12	109	6.1	
15	Harris-Tunks, Shane	18-0	211	11.7	18-37	.486	0-0	.000	12-24	.500	10	21	31	1.7	28	0	8	19	4	3	48	2.7	
31	Adams, Jeremy	18-0	169	9.4	11-33	.333	0-6	.000	16-22	.727	6	22	28	1.6	26	0	6	10	1	4	38	2.1	
23	Chen, Sabatino	18-0	185	10.3	16-31	.516	0-8	.000	4-5	.800	7	10	17	0.9	21	0	7	8	1	8	36	2.0	
02	Sharpe, Shannon	7-0	35	5.0	3-8	.375	0-2	.000	2-5	.400	1	3	4	0.6	4	0	2	4	0	1	8	1.1	
32	Mills, Ben	4-0	9	2.3	1-2	.500	0-0	.000	1-2	.500	1	4	5	1.3	0	0	0	2	0	0	3	0.8	
05	Webb, Beau	3-0	8	2.7	1-1	1.000	1-1	1.000	0-0	.000	0	0	0	0.0	0	0	0	0	0	0	3	1.0	
44	Cain, Damiene	5-0	34	6.8	1-1	1.000	0-0	.000	0-2	.000	3	2	5	1.0	4	0	0	5	1	0	2	0.4	
55	Eckloff, Trey	6-0	12	2.0	0-3	.000	0-1	.000	0-0	.000	0	2	2	0.3	2	0	0	2	0	0	0	0.0	
Team											28	26	54	4									
Total.....		18	3600		419-952	.440	100-301	.332	273-389	.702	171	467	638	35.4	309	4	203	228	67	108	1211	67.3	
Opponents.....		18	3600		409-995	.411	107-336	.318	225-331	.680	172	428	600	33.3	312	-	207	222	67	109	1150	63.9	

<b>TEAM STATISTICS</b>	<b>COLO</b>	<b>OPP</b>	<b>Date</b>	<b>Opponent</b>	<b>Score</b>	<b>Att.</b>
SCORING	1211	1150	*	12/31/11	UTAH	w 73-33 6491
Points per game	67.3	63.9	*	01/05/12	WASHINGTON	w 87-69 7110
Scoring margin	+3.4	-	*	01/07/12	WASHINGTON STATE	w 71-60 8518
FIELD GOALS-ATT	419-952	409-995	*	01/12/12	at California	L 50-57 7577
Field goal pct	.440	.411	*	01/14/12	at Stanford	L 64-84 5850
3 POINT FG-ATT	100-301	107-336	*	01/19/12	ARIZONA STATE	w 69-54 8278
3-point FG pct	.332	.318	*	01/21/12	ARIZONA	w 64-63 11056
3-pt FG made per game	5.6	5.9	*	01/26/12	at USC	w 74-50 3147
FREE THROWS-ATT	273-389	225-331	*	01/28/12	at UCLA	L 60-77 9253
Free throw pct	.702	.680	*	02/02/12	OREGON STATE	w 82-60 7858
F-Throws made per game	15.2	12.5	*	02/04/12	OREGON	w 72-71 11052
REBOUNDS	638	600	*	02/09/12	at Arizona	L 57-71 14225
Rebounds per game	35.4	33.3	*	02/11/12	at Arizona State	w 63-49 5201
Rebounding margin	+2.1	-	*	02/18/12	at Utah	w 55-48 8311
ASSISTS	203	207	*	02/23/12	STANFORD	L 50-74 11036
Assists per game	11.3	11.5	*	02/26/12	CALIFORNIA	w 70-57 11043
TURNOVERS	228	222	*	03/01/12	at Oregon	L 81-90 10056
Turnovers per game	12.7	12.3	*	03/03/12	at Oregon State	L 69-83 4326
Turnover margin	-0.3	-				
Assist/turnover ratio	0.9	0.9				
STEALS	108	109				
Steals per game	6.0	6.1				
BLOCKS	67	67				
Blocks per game	3.7	3.7				
ATTENDANCE	82442	67946				
Home games-Avg/Game	9-9160	9-7550				
Neutral site-Avg/Game	-	0-0				

\* = Pac-12 Conference

# = Pac-12 Conference Tournament

^ = Fifth Annual 5-hour ENERGY Puerto Rico Tip-off (San Juan)

<b>Score by Periods</b>	<b>1st</b>	<b>2nd</b>	<b>Totals</b>
Colorado	577	634	1211
Opponents	519	631	1150

**2011-12 Colorado Men's Basketball**  
**Colorado Combined Team Statistics (as of Mar 10, 2012)**  
**last 5 games**

<b>RECORD:</b>	<b>OVERALL</b>	<b>HOME</b>	<b>AWAY</b>	<b>NEUTRAL</b>
ALL GAMES	4-1	0-0	0-1	4-0
CONFERENCE	0-1	0-0	0-1	0-0
NON-CONFERENCE	4-0	0-0	0-0	4-0

#	Player	gp-gs	min	avg	Total		3-Point		F-Throw		Rebounds								a	to	blk	stl	pts	avg
					fg-fga	fg%	3fg-fga	3fg%	ft-fa	ft%	off	def	tot	avg	pf	dq								
30	Brown, Carlon	5-5	149	29.8	30-62	.484	3-12	.250	14-23	.609	4	19	23	4.6	8	0	5	6	1	10	77	15.4		
21	Roberson, Andre	5-5	154	30.8	26-39	.667	4-8	.500	17-30	.567	16	34	50	10.0	9	0	8	7	7	9	73	14.6		
33	Dufault, Austin	5-5	141	28.2	18-45	.400	0-6	.000	9-13	.692	5	16	21	4.2	18	0	3	5	3	0	45	9.0		
25	Dinwiddie, Spencer	5-5	161	32.2	10-31	.323	5-11	.455	13-14	.929	3	11	14	2.8	15	1	8	7	0	6	38	7.6		
00	Booker, Askia	5-0	104	20.8	12-37	.324	3-9	.333	2-2	1.000	2	4	6	1.2	4	0	3	5	0	2	29	5.8		
01	Tomlinson, Nate	5-5	156	31.2	5-16	.313	3-12	.250	6-7	.857	0	9	9	1.8	10	0	11	6	0	8	19	3.8		
31	Adams, Jeremy	5-0	49	9.8	2-8	.250	0-3	.000	6-10	.600	1	2	3	0.6	10	0	0	4	0	1	10	2.0		
15	Harris-Tunks, Shane	5-0	61	12.2	3-9	.333	0-0	.000	0-3	.000	1	12	13	2.6	10	0	2	7	1	0	6	1.2		
23	Chen, Sabatino	4-0	17	4.3	2-3	.667	0-0	.000	1-1	1.000	0	1	1	0.3	1	0	0	0	0	3	5	1.3		
02	Sharpe, Shannon	2-0	6	3.0	2-3	.667	0-0	.000	0-1	.000	0	0	0	0.0	0	0	0	0	0	0	4	2.0		
32	Mills, Ben	1-0	2	2.0	1-1	1.000	0-0	.000	0-0	.000	1	1	2	2.0	0	0	0	0	0	0	2	2.0		
Team											9	4	13				1							
Total.....		5	1000		111-254	.437	18-61	.295	68-104	.654	42	113	155	31.0	85	1	40	48	12	39	308	61.6		
Opponents.....		5	1000		109-260	.419	25-89	.281	53-89	.596	52	120	172	34.4	85	-	47	66	30	24	296	59.2		

TEAM STATISTICS	COLO	OPP	Date	Opponent	Score	Att.	
SCORING	308	296	*	03/03/12	at Oregon State	L 69-83	4326
Points per game	61.6	59.2	#	03/07/12	vs Utah	w 53-41	6747
Scoring margin	+2.4	-	#	03/08/12	vs Oregon	w 63-62	9317
FIELD GOALS-ATT	111-254	109-260	#	03/09/12	vs California	w 70-59	11615
Field goal pct	.437	.419	#	03/10/12	vs Arizona	w 53-51	11197
3 POINT FG-ATT	18-61	25-89					
3-point FG pct	.295	.281	* = Pac-12 Conference				
3-pt FG made per game	3.6	5.0	# = Pac-12 Conference Tournament				
FREE THROWS-ATT	68-104	53-89	^ = Fifth Annual 5-hour ENERGY Puerto Rico Tip-off (San Juan)				
Free throw pct	.654	.596					
F-Throws made per game	13.6	10.6					
REBOUNDS	155	172					
Rebounds per game	31.0	34.4					
Rebounding margin	-3.4	-					
ASSISTS	40	47					
Assists per game	8.0	9.4					
TURNOVERS	48	66					
Turnovers per game	9.6	13.2					
Turnover margin	+3.6	-					
Assist/turnover ratio	0.8	0.7					
STEALS	39	24					
Steals per game	7.8	4.8					
BLOCKS	12	30					
Blocks per game	2.4	6.0					
ATTENDANCE	0	43202					
Home games-Avg/Game	0-0	1-4326					
Neutral site-Avg/Game	-	4-9719					

\* = Pac-12 Conference

# = Pac-12 Conference Tournament

^ = Fifth Annual 5-hour ENERGY Puerto Rico Tip-off (San Juan)

<b>Score by Periods</b>	<b>1st</b>	<b>2nd</b>	<b>Totals</b>
Colorado	144	164	308
Opponents	141	155	296

**2011-12 Colorado Men's Basketball**  
**Colorado Combined Team Statistics (as of Mar 12, 2012)**  
**Pac-12 Tourney**

<b>RECORD:</b>	<b>OVERALL</b>	<b>HOME</b>	<b>AWAY</b>	<b>NEUTRAL</b>
ALL GAMES	4-0	0-0	0-0	4-0
CONFERENCE	0-0	0-0	0-0	0-0
NON-CONFERENCE	4-0	0-0	0-0	4-0

##	Player	gp-gs	min	avg	Total		3-Point		F-Throw		Rebounds				pf	dq	a	to	blk	stl	pts	avg
					fg-fga	fg%	3fg-fga	3fg%	ft-fta	ft%	off	def	tot	avg								
30	Brown, Carlon	4-4	122	30.5	25-50	.500	2-10	.200	11-18	.611	2	17	19	4.8	6	0	4	4	1	9	63	15.8
21	Roberson, Andre	4-4	135	33.8	20-30	.667	4-7	.571	15-23	.652	11	30	41	10.3	6	0	7	5	7	7	59	14.8
25	Dinwiddie, Spencer	4-4	134	33.5	10-27	.370	5-11	.455	13-14	.929	3	8	11	2.8	10	0	5	4	0	6	38	9.5
33	Dufault, Austin	4-4	111	27.8	15-37	.405	0-4	.000	8-11	.727	5	11	16	4.0	15	0	2	2	0	0	38	9.5
01	Tomlinson, Nate	4-4	127	31.8	4-14	.286	3-11	.273	4-5	.800	0	8	8	2.0	8	0	10	6	0	7	15	3.8
00	Booker, Askia	4-0	81	20.3	6-26	.231	2-8	.250	0-0	.000	1	3	4	1.0	3	0	3	3	0	1	14	3.5
15	Harris-Tunks, Shane	4-0	45	11.3	3-8	.375	0-0	.000	0-0	.000	1	10	11	2.8	6	0	2	5	1	0	6	1.5
31	Adams, Jeremy	4-0	35	8.8	1-5	.200	0-2	.000	4-6	.667	0	2	2	0.5	8	0	0	4	0	1	6	1.5
23	Chen, Sabatino	3-0	8	2.7	0-1	.000	0-0	.000	0-0	.000	0	1	1	0.3	0	0	0	0	0	0	0	0.0
02	Sharpe, Shannon	1-0	2	2.0	0-0	.000	0-0	.000	0-0	.000	0	0	0	0.0	0	0	0	0	0	0	0	0.0
Team											6	2	8					1				
Total.....		4	800		84-198	.424	16-53	.302	55-77	.714	29	92	121	30.3	62	0	33	34	9	31	239	59.8
Opponents.....		4	800		80-206	.388	18-73	.247	35-61	.574	42	94	136	34.0	66	-	36	52	20	17	213	53.2

<b>TEAM STATISTICS</b>	<b>COLO</b>	<b>OPP</b>
SCORING	239	213
Points per game	59.8	53.2
Scoring margin	+6.5	-
FIELD GOALS-ATT	84-198	80-206
Field goal pct	.424	.388
3 POINT FG-ATT	16-53	18-73
3-point FG pct	.302	.247
3-pt FG made per game	4.0	4.5
FREE THROWS-ATT	55-77	35-61
Free throw pct	.714	.574
F-Throws made per game	13.8	8.8
REBOUNDS	121	136
Rebounds per game	30.3	34.0
Rebounding margin	-3.7	-
ASSISTS	33	36
Assists per game	8.3	9.0
TURNOVERS	34	52
Turnovers per game	8.5	13.0
Turnover margin	+4.5	-
Assist/turnover ratio	1.0	0.7
STEALS	31	17
Steals per game	7.8	4.3
BLOCKS	9	20
Blocks per game	2.3	5.0
ATTENDANCE	0	38876
Home games-Avg/Game	0-0	0-0
Neutral site-Avg/Game	-	4-9719

<b>Date</b>	<b>Opponent</b>	<b>Score</b>	<b>Att.</b>
# 03/07/12	vs Utah	w 53-41	6747
# 03/08/12	vs Oregon	w 63-62	9317
# 03/09/12	vs California	w 70-59	11615
# 03/10/12	vs Arizona	w 53-51	11197

\* = Pac-12 Conference

# = Pac-12 Conference Tournament

^ = Fifth Annual 5-hour ENERGY Puerto Rico Tip-off (San Juan)

<b>Score by Periods</b>	<b>1st</b>	<b>2nd</b>	<b>Totals</b>
Colorado	117	122	239
Opponents	111	102	213

**2011-12 Colorado Men's Basketball**  
**Colorado Game-by-Game Highs (as of Mar 10, 2012)**  
**All games**

Opponent	Date	Score	Points	Rebounds	Assists	Steals	Blocked shots
FORT LEWIS COLLEGE vs Wichita State	11/11/11	85-57	18-Dufault, Austin	15-Roberson, Andre	4-Tomlinson, Nate	3-Tomlinson, Nate	1-Roberson, Andre
	11/17/11	58-67	15-Brown, Carlon	10-Roberson, Andre	3-Tomlinson, Nate	2-Booker, Askia Tomlinson, Nate Roberson, Andre	1-Dufault, Austin Roberson, Andre
vs Maryland	11/18/11	71-78	21-Roberson, Andre	13-Roberson, Andre	4-Booker, Askia	4-Booker, Askia	1-Sharpe, Shannon Roberson, Andre
vs Western Michigan	11/20/11	81-76	23-Brown, Carlon	8-Harris-Tunks, Shan Dufault, Austin	4-Brown, Carlon Booker, Askia Tomlinson, Nate	2-Tomlinson, Nate	2-Dinwiddie, Spencer Dufault, Austin
at Air Force GEORGIA	11/23/11	76-73	19-Tomlinson, Nate	13-Roberson, Andre	6-Brown, Carlon	1-Roberson, Andre	4-Roberson, Andre
	11/28/11	70-68	16-Dinwiddie, Spencer	15-Roberson, Andre	3-Brown, Carlon Booker, Askia	1-Dinwiddie, Spencer Roberson, Andre	1-Harris-Tunks, Shan
at Colorado State	11/30/11	64-65	16-Dinwiddie, Spencer	12-Roberson, Andre	3-Roberson, Andre	3-Tomlinson, Nate	1-Roberson, Andre Dinwiddie, Spencer Chen, Sabatino
FRESNO STATE	12/07/11	71-64	21-Roberson, Andre	10-Roberson, Andre	6-Tomlinson, Nate	1-Roberson, Andre Brown, Carlon Harris-Tunks, Shane	1-Sharpe, Shannon
WYOMING	12/09/11	54-65	16-Dinwiddie, Spencer	12-Roberson, Andre	3-Tomlinson, Nate	3-Harris-Tunks, Shan	1-Harris-Tunks, Shan Cain, Damiene
CSU BAKERSFIELD	12/19/11	70-64	18-Roberson, Andre	5-Chen, Sabatino Roberson, Andre	8-Brown, Carlon	2-Chen, Sabatino	3-Roberson, Andre
TEXAS SOUTHERN	12/22/11	56-51	18-Dinwiddie, Spencer	16-Roberson, Andre	7-Tomlinson, Nate	1-Dufault, Austin Chen, Sabatino Adams, Jeremy	2-Roberson, Andre
NEW ORLEANS	12/28/11	92-34	18-Brown, Carlon	12-Roberson, Andre	6-Dinwiddie, Spencer	2-Booker, Askia Brown, Carlon	2-Roberson, Andre
UTAH	12/31/11	73-33	19-Dinwiddie, Spencer	17-Roberson, Andre	3-Tomlinson, Nate	2-Roberson, Andre Dinwiddie, Spencer Dufault, Austin	3-Roberson, Andre
WASHINGTON	01/05/12	87-69	18-Brown, Carlon	12-Roberson, Andre	5-Dinwiddie, Spencer	2-Dufault, Austin Harris-Tunks, Shane	2-Roberson, Andre Harris-Tunks, Shane
WASHINGTON STATE	01/07/12	71-60	28-Brown, Carlon	8-Roberson, Andre	4-Booker, Askia	2-Brown, Carlon Dufault, Austin	2-Roberson, Andre
at California at Stanford	01/12/12	50-57	19-Dufault, Austin	14-Roberson, Andre	4-Brown, Carlon	1-Brown, Carlon	2-Roberson, Andre
	01/14/12	64-84	15-Roberson, Andre	6-Dinwiddie, Spencer	2-Dinwiddie, Spencer Tomlinson, Nate	2-Brown, Carlon	None
ARIZONA STATE	01/19/12	69-54	12-Roberson, Andre Dinwiddie, Spencer	10-Roberson, Andre	2-Dufault, Austin Roberson, Andre Tomlinson, Nate	2-Tomlinson, Nate	3-Roberson, Andre
ARIZONA	01/21/12	64-63	19-Brown, Carlon	7-Roberson, Andre	3-Tomlinson, Nate	2-Dinwiddie, Spencer Dufault, Austin	4-Roberson, Andre
at USC	01/26/12	74-50	13-Booker, Askia Brown, Carlon Roberson, Andre	10-Roberson, Andre	5-Tomlinson, Nate	2-Roberson, Andre	1-Dinwiddie, Spencer Roberson, Andre
at UCLA	01/28/12	60-77	13-Booker, Askia	10-Roberson, Andre	3-Dinwiddie, Spencer	4-Roberson, Andre	2-Roberson, Andre
OREGON STATE OREGON	02/02/12	82-60	16-Roberson, Andre	15-Roberson, Andre	6-Tomlinson, Nate	3-Tomlinson, Nate	2-Roberson, Andre
	02/04/12	72-71	17-Booker, Askia	11-Roberson, Andre	4-Tomlinson, Nate	2-Tomlinson, Nate Dinwiddie, Spencer Booker, Askia	7-Roberson, Andre
at Arizona	02/09/12	57-71	12-Roberson, Andre	11-Roberson, Andre	4-Tomlinson, Nate	3-Dinwiddie, Spencer	3-Roberson, Andre
at Arizona State	02/11/12	63-49	15-Dinwiddie, Spencer	9-Roberson, Andre	4-Tomlinson, Nate	4-Roberson, Andre	2-Roberson, Andre Dinwiddie, Spencer



**2011-12 Colorado Men's Basketball**  
**Colorado Game-by-Game Highs (as of Mar 10, 2012)**  
**All games**

<b>Opponent</b>	<b>Date</b>	<b>Score</b>	<b>Points</b>	<b>Rebounds</b>	<b>Assists</b>	<b>Steals</b>	<b>Blocked shots</b>
at Utah	02/18/12	55-48	12-Roberson, Andre	16-Roberson, Andre	3-Tomlinson, Nate Roberson, Andre	1-Dinwiddie, Spencer Brown, Carlon Chen, Sabatino	1-Brown, Carlon Roberson, Andre Dufault, Austin
STANFORD	02/23/12	50-74	12-Booker, Askia	11-Roberson, Andre	2-Dinwiddie, Spencer Booker, Askia	3-Booker, Askia	2-Roberson, Andre
CALIFORNIA	02/26/12	70-57	15-Dinwiddie, Spencer Dufault, Austin	15-Roberson, Andre	4-Tomlinson, Nate	2-Roberson, Andre	3-Roberson, Andre
at Oregon	03/01/12	81-90	20-Brown, Carlon	8-Roberson, Andre	3-Brown, Carlon Tomlinson, Nate	2-Tomlinson, Nate Booker, Askia Dinwiddie, Spencer	3-Roberson, Andre
at Oregon State	03/03/12	69-83	15-Booker, Askia	9-Roberson, Andre	3-Dinwiddie, Spencer	3-Chen, Sabatino	3-Dufault, Austin
vs Utah	03/07/12	53-41	20-Roberson, Andre	11-Roberson, Andre	2-Roberson, Andre Tomlinson, Nate	4-Brown, Carlon	1-Brown, Carlon Roberson, Andre Harris-Tunks, Shane
vs Oregon	03/08/12	63-62	18-Brown, Carlon	10-Roberson, Andre	4-Tomlinson, Nate	2-Tomlinson, Nate	2-Roberson, Andre
vs California	03/09/12	70-59	17-Brown, Carlon Roberson, Andre	9-Roberson, Andre	3-Dinwiddie, Spencer Tomlinson, Nate	4-Dinwiddie, Spencer Brown, Carlon	2-Roberson, Andre
vs Arizona	03/10/12	53-51	14-Dinwiddie, Spencer	11-Roberson, Andre	3-Roberson, Andre	3-Roberson, Andre	2-Roberson, Andre

**2011-12 Colorado Men's Basketball**  
**Colorado Points-Rebounds-Assists (as of Mar 10, 2012)**  
**All games**

				00	01	02	05	15	21	23
Opponent	Date	Score		BOOKER,ASK	TOMLINSON,	SHARPE,SHA	WEBB,BEAU	HARRIS-TUN	ROBERSON,A	CHEN,SABAT
FORT LEWIS COLLEGE	11/11/11	85-57	w	9-4-2	5-1-4	2-2-1	0-0-0	4-2-0	13-15-1	10-1-1
vs Wichita State	11/17/11	58-67	L	5-2-1	5-2-3	2-2-1	0-0-0	8-2-2	4-10-1	4-1-1
vs Maryland	11/18/11	71-78	L	8-3-4	6-0-3	4-1-1	DNP	1-4-1	21-13-0	2-2-2
vs Western Michigan	11/20/11	81-76	w	11-2-4	12-1-4	0-2-0	DNP	8-8-0	3-6-1	3-1-1
at Air Force	11/23/11	76-73	w	11-5-0	19-2-4	0-0-0	DNP	2-4-0	11-13-3	0-0-0
GEORGIA	11/28/11	70-68	w	14-4-3	7-1-2	DNP	DNP	4-1-0	15-15-0	2-0-1
at Colorado State	11/30/11	64-65	L	6-3-1	11-2-2	DNP	DNP	3-1-1	1-12-3	0-1-0
FRESNO STATE	12/07/11	71-64	w	0-1-2	7-6-6	0-1-1	DNP	2-3-0	21-10-1	1-0-0
WYOMING	12/09/11	54-65	L	9-1-1	0-3-3	DNP	DNP	1-2-0	10-12-0	0-1-0
CSU BAKERSFIELD	12/19/11	70-64	w	6-2-0	0-3-1	DNP	DNP	0-1-0	18-5-0	6-5-0
TEXAS SOUTHERN	12/22/11	56-51	w	DNP	1-3-7	0-0-2	DNP	4-1-0	11-16-2	0-0-1
NEW ORLEANS	12/28/11	92-34	w	13-6-3	0-2-3	2-4-0	3-2-0	2-5-1	12-12-0	6-5-1
UTAH	12/31/11	73-33	w	14-1-2	0-0-3	0-1-2	3-0-0	5-4-0	17-17-0	2-1-2
WASHINGTON	01/05/12	87-69	w	12-4-0	11-1-3	0-0-0	DNP	0-0-1	8-12-0	6-0-0
WASHINGTON STATE	01/07/12	71-60	w	5-4-4	11-2-3	DNP	DNP	0-1-0	5-8-1	0-6-0
at California	01/12/12	50-57	L	3-4-1	0-3-1	DNP	DNP	3-3-2	11-14-0	0-0-0
at Stanford	01/14/12	64-84	L	2-0-0	3-4-2	DNP	DNP	1-0-0	15-4-1	3-3-1
ARIZONA STATE	01/19/12	69-54	w	11-1-1	8-1-2	0-0-0	0-0-0	5-0-1	12-10-2	0-0-1
ARIZONA	01/21/12	64-63	w	9-1-1	3-1-3	DNP	DNP	4-5-1	0-7-1	4-1-0
at USC	01/26/12	74-50	w	13-9-1	2-3-5	0-1-0	DNP	2-1-0	13-10-1	2-0-0
at UCLA	01/28/12	60-77	L	13-1-1	6-1-2	DNP	DNP	5-2-0	12-10-2	1-1-0
OREGON STATE	02/02/12	82-60	w	15-7-3	4-3-6	0-1-0	0-0-0	4-5-0	16-15-1	5-0-1
OREGON	02/04/12	72-71	w	17-4-2	7-2-4	DNP	DNP	6-0-1	7-11-1	0-0-0
at Arizona	02/09/12	57-71	L	4-3-1	9-2-4	DNP	DNP	1-0-0	12-11-2	0-0-0
at Arizona State	02/11/12	63-49	w	9-2-0	5-2-4	DNP	DNP	0-2-1	12-9-2	2-1-2
at Utah	02/18/12	55-48	w	8-3-0	6-1-3	DNP	DNP	2-1-0	12-16-3	2-1-0
STANFORD	02/23/12	50-74	L	12-3-2	8-3-1	4-1-0	DNP	0-0-0	9-11-0	4-0-0
CALIFORNIA	02/26/12	70-57	w	9-2-1	11-4-4	DNP	DNP	4-3-0	8-15-0	0-2-0
at Oregon	03/01/12	81-90	L	9-1-2	11-0-3	DNP	DNP	6-2-1	12-8-2	0-1-0
at Oregon State	03/03/12	69-83	L	15-2-0	4-1-1	4-0-0	DNP	0-2-0	14-9-1	5-0-0
vs Utah	03/07/12	53-41	w	2-1-0	0-1-2	0-0-0	DNP	0-1-0	20-11-2	0-0-0
vs Oregon	03/08/12	63-62	w	7-0-2	3-6-4	DNP	DNP	4-1-0	12-10-2	0-1-0
vs California	03/09/12	70-59	w	5-1-1	10-0-3	DNP	DNP	0-3-1	17-9-0	0-0-0
vs Arizona	03/10/12	53-51	w	0-2-0	2-1-1	DNP	DNP	2-6-1	10-11-3	DNP

				25	30	31	32	33	44	55
Opponent	Date	Score		DINWIDDIE,	BROWN,CARL	ADAMS,JERE	MILLS,BEN	DUFAULT,AU	CAIN,DAMIE	ECKLOFF,TR
FORT LEWIS COLLEGE	11/11/11	85-57	w	7-7-3	13-2-0	DNP	2-1-0	18-10-2	DNP	2-1-1
vs Wichita State	11/17/11	58-67	L	7-0-1	15-4-1	DNP	DNP	8-4-2	DNP	DNP
vs Maryland	11/18/11	71-78	L	3-0-1	14-2-2	DNP	DNP	12-4-2	DNP	DNP
vs Western Michigan	11/20/11	81-76	w	5-4-2	23-6-4	DNP	0-0-0	16-8-1	DNP	DNP
at Air Force	11/23/11	76-73	w	2-5-0	16-6-6	DNP	DNP	15-7-2	DNP	DNP
GEORGIA	11/28/11	70-68	w	16-7-1	10-4-3	0-1-0	DNP	2-3-1	DNP	DNP
at Colorado State	11/30/11	64-65	L	16-8-1	9-6-1	5-2-0	DNP	13-3-1	DNP	DNP
FRESNO STATE	12/07/11	71-64	w	15-2-1	2-1-2	8-4-0	DNP	13-3-0	2-3-0	DNP
WYOMING	12/09/11	54-65	L	16-4-0	10-1-1	0-0-0	DNP	4-1-0	4-1-0	DNP
CSU BAKERSFIELD	12/19/11	70-64	w	13-4-1	15-3-8	2-0-1	DNP	10-4-1	DNP	DNP
TEXAS SOUTHERN	12/22/11	56-51	w	18-3-1	11-3-1	3-2-0	DNP	8-4-2	DNP	DNP
NEW ORLEANS	12/28/11	92-34	w	12-5-6	18-0-2	5-1-0	2-2-0	14-6-0	DNP	3-0-2
UTAH	12/31/11	73-33	w	19-3-2	10-3-1	2-3-1	0-2-0	1-6-2	0-2-0	0-1-0
WASHINGTON	01/05/12	87-69	w	13-2-5	18-2-0	6-5-1	DNP	13-4-2	0-2-0	0-0-0
WASHINGTON STATE	01/07/12	71-60	w	5-2-3	28-7-2	0-1-0	DNP	17-4-1	0-0-0	DNP
at California	01/12/12	50-57	L	2-1-1	9-5-4	1-0-0	DNP	19-6-1	2-0-0	DNP
at Stanford	01/14/12	64-84	L	11-6-2	13-1-1	2-1-0	DNP	14-3-1	0-1-0	DNP
ARIZONA STATE	01/19/12	69-54	w	12-6-0	2-4-1	7-1-1	1-0-0	11-5-2	DNP	0-0-0
ARIZONA	01/21/12	64-63	w	13-4-1	19-6-2	0-1-0	DNP	12-6-0	DNP	DNP
at USC	01/26/12	74-50	w	8-9-1	13-9-2	10-1-0	DNP	11-6-1	DNP	0-0-0
at UCLA	01/28/12	60-77	L	9-4-3	6-1-2	0-0-1	DNP	8-4-0	DNP	DNP
OREGON STATE	02/02/12	82-60	w	10-0-4	12-6-3	2-2-1	0-1-0	14-1-0	DNP	0-0-0
OREGON	02/04/12	72-71	w	16-2-1	10-6-3	0-0-0	DNP	9-2-0	DNP	0-1-0
at Arizona	02/09/12	57-71	L	10-2-3	11-2-3	0-1-0	DNP	10-7-2	DNP	DNP
at Arizona State	02/11/12	63-49	w	15-5-1	8-2-1	0-3-0	DNP	12-6-0	DNP	DNP
at Utah	02/18/12	55-48	w	9-6-2	5-2-1	0-4-1	DNP	11-9-0	DNP	DNP
STANFORD	02/23/12	50-74	L	1-2-2	6-2-1	0-0-0	DNP	6-1-0	DNP	DNP
CALIFORNIA	02/26/12	70-57	w	15-3-2	6-1-0	2-3-0	DNP	15-1-2	DNP	DNP
at Oregon	03/01/12	81-90	L	12-2-2	20-5-3	2-1-0	DNP	9-3-0	DNP	DNP
at Oregon State	03/03/12	69-83	L	0-3-3	14-4-1	4-1-0	2-2-0	7-5-1	DNP	DNP
vs Utah	03/07/12	53-41	w	10-0-1	15-8-1	0-1-0	DNP	6-5-0	DNP	DNP
vs Oregon	03/08/12	63-62	w	8-4-1	18-2-1	2-1-0	DNP	9-0-0	DNP	DNP
vs California	03/09/12	70-59	w	6-3-3	17-5-1	0-0-0	DNP	15-4-2	DNP	DNP
vs Arizona	03/10/12	53-51	w	14-4-0	13-4-1	4-0-0	DNP	8-7-0	DNP	DNP

**2011-12 Colorado Men's Basketball**  
**Colorado Team Game-by-Game Comparison (as of Mar 10, 2012)**  
**All games**

Opponent	1st	2nd	Score	Mar	Total FG	FG Pct	3-Pointers	3FG Pct	Free Throws	FT Pct	Rebounds	Assist	T/Over	Block	Steal	Fouls
FORT LEWIS COLLEGE	41/29	44/28	85-57	+28	31-63/21-56	.492/.375	4-9/5-19	.444/.263	19-27/10-26	.704/.385	48/31 +17	15/8	17/18	1/4	7/4	23/22
Wichita State	26/33	32/34	58-67	(9)	21-49/27-60	.429/.450	5-11/8-23	.455/.348	11-19/5-8	.579/.625	28/38 (10)	13/12	17/16	2/3	9/10	13/14
Maryland	34/26	37/52	71-78	(7)	26-54/27-55	.481/.491	7-19/11-21	.368/.524	12-23/13-24	.522/.542	30/38 (8)	16/10	8/10	2/2	6/3	23/18
Western Michigan	31/35	50/41	81-76	+5	26-57/25-55	.456/.455	7-21/6-18	.333/.333	22-27/20-29	.815/.690	39/30 +9	17/17	11/7	6/5	2/2	22/25
Air Force	37/36	30/31	76-73	+3	29-60/25-62	.483/.403	10-24/5-19	.417/.263	8-14/18-25	.571/.720	47/28 +19	15/14	18/6	4/4	1/9	22/14
GEORGIA	34/38	36/30	70-68	+2	22-50/26-63	.440/.413	4-14/10-25	.286/.400	22-37/6-11	.595/.545	37/38 (1)	11/12	7/10	1/5	2/5	14/26
Colorado State	25/32	39/33	64-65	(1)	21-57/24-52	.368/.462	9-20/7-15	.450/.467	13-29/10-16	.448/.625	44/31 +13	10/12	15/15	3/2	7/9	16/19
FRESNO STATE	38/23	33/41	71-64	+7	19-37/22-61	.514/.361	6-12/6-23	.500/.261	27-32/14-19	.844/.737	35/28 +7	13/7	17/8	1/3	3/7	17/21
WYOMING	30/30	24/35	54-65	(11)	19-49/22-46	.388/.478	4-16/6-17	.250/.353	12-19/15-23	.632/.652	29/34 (5)	5/7	15/15	2/3	9/8	22/17
CSU BAKERSFIELD	25/27	45/37	70-64	+6	23-46/23-59	.500/.390	2-10/8-18	.200/.444	22-26/10-14	.846/.714	30/33 (3)	12/7	12/15	5/4	7/2	13/22
TEXAS SOUTHERN	32/16	24/35	56-51	+5	18-45/18-48	.400/.375	8-21/8-20	.381/.400	12-20/7-11	.600/.636	36/25 +11	16/9	20/16	2/2	3/12	14/17
NEW ORLEANS	51/20	41/14	92-34	+58	32-58/12-56	.552/.214	5-14/4-20	.357/.200	23-26/6-9	.885/.667	53/18 +35	18/6	13/15	6/1	5/7	10/15
UTAH	27/11	46/22	73-33	+40	24-50/12-53	.480/.226	12-25/2-23	.480/.087	13-17/7-9	.765/.778	44/28 +16	15/7	12/12	6/0	6/4	16/13
WASHINGTON	40/30	47/39	87-69	+18	27-55/27-72	.491/.375	8-14/4-20	.571/.200	25-28/11-16	.893/.688	36/38 (2)	12/7	17/15	4/3	8/9	12/21
WASHINGTON STATE	32/24	39/36	71-60	+11	23-49/19-52	.469/.365	9-23/8-21	.391/.381	16-23/14-19	.696/.737	35/31 +4	14/9	14/13	4/1	5/7	20/18
California	29/22	21/35	50-57	(7)	15-47/20-57	.319/.351	5-19/2-9	.263/.222	15-23/15-23	.652/.652	40/36 +4	10/9	17/8	3/4	1/8	23/16
Stanford	33/39	31/45	64-84	(20)	24-57/27-51	.421/.529	6-17/10-23	.353/.435	10-13/20-31	.769/.645	27/35 (8)	8/16	14/11	0/5	5/2	21/16
ARIZONA STATE	31/15	38/39	69-54	+15	23-47/20-48	.489/.417	3-14/8-22	.214/.364	20-25/6-9	.800/.667	34/22 +12	11/9	13/14	3/5	6/6	16/21
ARIZONA	35/39	29/24	64-63	+1	22-54/19-55	.407/.345	4-17/3-20	.235/.150	16-26/22-30	.615/.733	35/44 (9)	9/11	6/11	5/2	5/2	20/19
USC	37/26	37/24	74-50	+24	25-55/19-59	.455/.322	5-17/5-25	.294/.200	19-26/7-10	.731/.700	51/24 +27	11/7	12/8	2/2	6/5	12/17
UCLA	36/40	24/37	60-77	(17)	23-50/31-52	.460/.596	7-15/9-13	.467/.692	7-14/6-9	.500/.667	27/27 -	11/26	14/12	2/6	6/10	14/14
OREGON STATE	46/31	36/29	82-60	+22	29-56/21-58	.518/.362	6-15/4-20	.400/.200	18-21/14-28	.857/.500	43/31 +12	19/11	17/16	3/3	10/9	22/17
OREGON	33/37	39/34	72-71	+1	22-47/27-63	.468/.429	5-18/7-20	.278/.350	23-30/10-17	.767/.588	32/37 (5)	12/12	15/14	7/3	7/9	20/23
Arizona	28/34	29/37	57-71	(14)	22-59/21-48	.373/.438	4-19/3-16	.211/.188	9-14/26-35	.643/.743	31/43 (12)	15/12	11/11	4/5	4/3	23/15
Arizona State	28/21	35/28	63-49	+14	21-46/19-53	.457/.358	6-13/7-21	.462/.333	15-22/4-8	.682/.500	33/31 +2	11/13	14/18	5/3	8/6	13/18
Utah	22/19	33/29	55-48	+7	19-53/20-56	.358/.357	2-11/6-19	.182/.316	15-19/2-3	.789/.667	46/28 +18	10/12	12/7	3/2	3/5	8/12
STANFORD	20/40	30/34	50-74	(24)	16-54/28-57	.296/.491	4-19/9-18	.211/.500	14-30/9-12	.467/.750	26/50 (24)	6/14	6/18	4/6	9/2	15/25
CALIFORNIA	32/25	38/32	70-57	+13	27-62/19-50	.435/.380	7-20/5-16	.350/.313	9-12/14-17	.750/.824	39/30 +9	9/9	5/9	3/5	4/3	14/13
Oregon	41/36	40/54	81-90	(9)	30-55/31-57	.545/.544	5-17/8-14	.294/.571	16-19/20-27	.842/.741	25/29 (4)	13/12	15/11	6/2	7/12	17/15
Oregon State	27/30	42/53	69-83	(14)	27-56/29-54	.482/.537	2-8/7-16	.250/.438	13-27/18-28	.481/.643	34/36 (2)	7/11	14/14	3/10	8/7	23/19
Utah	25/23	28/18	53-41	+12	15-43/14-40	.349/.350	1-11/4-16	.091/.250	22-29/9-18	.759/.500	30/33 (3)	6/7	9/18	3/5	10/5	17/24
Oregon	34/33	29/29	63-62	+1	25-55/27-68	.455/.397	5-15/4-22	.333/.182	8-14/4-8	.571/.500	29/43 (14)	10/10	7/10	2/7	5/4	11/10
California	28/27	42/32	70-59	+11	25-50/21-49	.500/.429	5-14/5-16	.357/.313	15-18/12-17	.833/.706	25/31 (6)	11/13	9/17	2/6	10/4	19/18
Arizona	30/28	23/23	53-51	+2	19-50/18-49	.380/.367	5-13/5-19	.385/.263	10-16/10-18	.625/.556	37/29 +8	6/6	9/7	2/2	6/4	15/14

Note: Game totals are displayed in the format TEAM/OPPONENT for each category

[Contact Us](#)

**Colorado (23-11)**  
**Men's Basketball National Ranking Summary**  
**Thru Games 03/11/2012**

[Back to team selections](#)[Pac-12 - All Teams](#)

Category	Rank	Actual	National Leader	Actual
<a href="#">Won-Lost Percentage (338 ranked)</a>	70	67.6	<a href="#">Murray St.</a>	96.8
<a href="#">Scoring Offense (338 ranked)</a>	181	67.6	<a href="#">Iona</a>	83.3
<a href="#">Scoring Defense (338 ranked)</a>	60	62.5	<a href="#">Wisconsin</a>	52.9
<a href="#">Scoring Margin (338 ranked)</a>	91	5.1	<a href="#">Kentucky</a>	17.7
<a href="#">Field-Goal Percentage (338 ranked)</a>	121	44.5	<a href="#">Creighton</a>	50.9
<a href="#">Field-Goal Percentage Defense (338 ranked)</a>	44	40.6	<a href="#">Kentucky</a>	36.8
<a href="#">Three-Point Field Goals Per Game (338 ranked)</a>	225	5.5	<a href="#">Florida</a>	9.9
<a href="#">Three-Point Field-Goal Percentage (338 ranked)</a>	162	34.3	<a href="#">Northern Colo.</a>	44.4
<a href="#">Three Pt FG Defense (338 ranked)</a>	89	32.3	<a href="#">Georgetown</a>	27.0
<a href="#">Free-Throw Percentage (338 ranked)</a>	162	69.4	<a href="#">Weber St.</a>	81.0
<a href="#">Rebound Margin (338 ranked)</a>	71	3.1	<a href="#">North Carolina</a>	10.8
<a href="#">Assists Per Game (338 ranked)</a>	263	11.7	<a href="#">Iona</a>	19.3
<a href="#">Assist Turnover Ratio (338 ranked)</a>	203	0.92	<a href="#">Purdue</a>	1.58
<a href="#">Blocked Shots Per Game (338 ranked)</a>	177	3.3	<a href="#">Kentucky</a>	8.8
<a href="#">Steals Per Game (338 ranked)</a>	232	5.9	<a href="#">VCU</a>	10.7
<a href="#">Turnovers Per Game (338 ranked)</a>	101	12.7	<a href="#">Purdue</a>	8.7
<a href="#">Turnover Margin (338 ranked)</a>	191	-0.2	<a href="#">VCU</a>	6.5
<a href="#">Personal Fouls Per Game (338 ranked)</a>	91	17.1	<a href="#">Mississippi St.</a>	13.8

Category	Player	Rank	Actual	National Leader	Actual
<a href="#">Points Per Game (250 ranked)</a>				<a href="#">Reggie Hamilton, OakInd</a>	25.7
<a href="#">Field-Goal Percentage (250 ranked)</a>				<a href="#">Ricardo Ratliffe, Mo.</a>	69.3
<a href="#">Three-Point Field Goals Per Game (250 ranked)</a>				<a href="#">John Jenkins, Vandy</a>	3.9
<a href="#">Three-Point Field-Goal Percentage (250 ranked)</a>				<a href="#">Nick Barbour, HighPt</a>	48.4
<a href="#">Free-Throw Percentage (250 ranked)</a>	<a href="#">Spencer Dinwiddie</a>	78	83.1	<a href="#">Robby Ptacek, CConSt</a>	92.0
<a href="#">Rebounds Per Game (250 ranked)</a>	<a href="#">Andre Roberson</a>	5	11.1	<a href="#">O.D. Anosike, Siena</a>	12.5
<a href="#">Assists Per Game (250 ranked)</a>				<a href="#">Scott Machado, Iona</a>	9.9
<a href="#">Blocked Shots Per Game (250 ranked)</a>	<a href="#">Andre Roberson</a>	54	1.9	<a href="#">Anthony Davis, Ky</a>	4.6
<a href="#">Steals Per Game (250 ranked)</a>				<a href="#">Jay Threatt, DelaSt</a>	3.0
<a href="#">Double Doubles (30 ranked)</a>	<a href="#">Andre Roberson</a>	5	19.0	<a href="#">O.D. Anosike, Siena</a>	23.0
<a href="#">Triple Doubles (30 ranked)</a>				<a href="#">Keegan Bell, Chatt</a>	1.0
				<a href="#">D.J. Cooper, Ohio</a>	1.0
				<a href="#">Kenny Gabriel, Auburn</a>	1.0
				<a href="#">Kareem Jamar, Montna</a>	1.0
				<a href="#">Scott Machado, Iona</a>	1.0
<a href="#">Assist Turnover Ratio (250 ranked)</a>	<a href="#">Nate Tomlinson</a>	85	1.96	<a href="#">Kendall Marshall, UNC</a>	3.51
<a href="#">Triple Doubles (30 ranked)</a>				<a href="#">T.J. McConnell, Duqsne</a>	1.0
				<a href="#">Daniel Mullings, N.M.St</a>	1.0
				<a href="#">Shabazz Napier, UConn</a>	1.0
				<a href="#">Jake Odum, Ind.St</a>	1.0
				<a href="#">Peter 'PJ' Roberson, Gram.</a>	1.0
<a href="#">Double Doubles (30 ranked)</a>	<a href="#">Andre Roberson</a>	5	19.0	<a href="#">Thomas Robinson, Kansas</a>	23.0
<a href="#">Triple Doubles (30 ranked)</a>				<a href="#">Jesse Sanders, Lberty</a>	1.0
				<a href="#">Royce White, IowaSt</a>	1.0





**New Orleans  
April 2**


NATIONAL CHAMPION

**\*\*\*ALL TIMES ARE EASTERN\***


## RADIO/TV CHART



**#0 Askia Booker**  
Point-Guard ■ Freshman ■ 6-1 ■ 160  
Los Angeles, Calif.



**#1 Nate Tomlinson**  
Point-Guard ■ Senior ■ 6-3.5 ■ 185  
Sydney, Australia



**#2 Shannon Sharpe**  
Point-Guard ■ Junior ■ 6-1 ■ 210  
Corona, Calif.



**#5 Beau Webb**  
Guard ■ Freshman ■ 6-4.5 ■ 190  
Lone Tree, Colo.



**#14 Beau Gamble**  
Guard ■ Sophomore ■ 6-0 ■ 175  
Boulder, Colo.



**#15 Shane Harris-Tunks**  
Center/Forward ■ Sophomore ■ 6-11 ■ 245  
Liverpool, New South Wales, Australia



**#21 André Roberson**  
Guard ■ Sophomore ■ 6-7 ■ 210  
San Antonio, Texas



**#23 Sabatino Chen**  
Guard ■ Junior ■ 6-4 ■ 185  
Louisville, Colo.



**#25 Spencer Dinwiddie**  
Guard ■ Freshman ■ 6-5 ■ 190  
Woodland Hills, Calif.




**#30 Carlton Brown**  
Guard ■ Senior ■ 6-5 ■ 215  
Riverside, Calif.



**#31 Jeremy Adams**  
Guard ■ Sophomore ■ 6-5 ■ 215  
Madison, Miss.



**#32 Ben Mills**  
Center ■ 7-0 ■ 220 ■ Sophomore ■  
Hartland, Wis.



**#33 Austin Dufault**  
Forward ■ Senior ■ 6-9 ■ 225  
Killdeer, N.D.



**#55 Trey Eckloff**  
Forward ■ Senior ■ 6-10 ■ 230  
Englewood, Colo.